

**Return of Private Foundation**

or Section 4947(a)(1) Trust Treated as Private Foundation

**2015**

Open to Public Inspection

Form **990-PF**

Department of the Treasury  
Internal Revenue Service

Do not enter social security numbers on this form as it may be made public.  
Information about Form 990-PF and its separate instructions is at [www.irs.gov/form990pf](http://www.irs.gov/form990pf).

For calendar year 2015 or tax year beginning **OCT 1, 2015**, and ending **SEP 30, 2016**

Name of foundation <b>THE PARKER FOUNDATION</b>		A Employer identification number <b>51-0141231</b>
Number and street (or P.O. box number if mail is not delivered to street address) <b>2604-B EL CAMINO REAL, SUITE 244</b>	Room/suite	B Telephone number <b>760-720-0630</b>
City or town, state or province, country, and ZIP or foreign postal code <b>CARLSBAD, CA 92008</b>		C If exemption application is pending, check here <input type="checkbox"/>
G Check all that apply: <input type="checkbox"/> Initial return <input type="checkbox"/> Initial return of a former public charity <input type="checkbox"/> Final return <input type="checkbox"/> Amended return <input type="checkbox"/> Address change <input type="checkbox"/> Name change		D 1. Foreign organizations, check here <input type="checkbox"/> 2. Foreign organizations meeting the 85% test, check here and attach computation <input type="checkbox"/>
H Check type of organization: <input checked="" type="checkbox"/> Section 501(c)(3) exempt private foundation <input type="checkbox"/> Section 4947(a)(1) nonexempt charitable trust <input type="checkbox"/> Other taxable private foundation		E If private foundation status was terminated under section 507(b)(1)(A), check here <input type="checkbox"/>
I Fair market value of all assets at end of year (from Part II, col. (c), line 16) \$ <b>39,977,776.</b>	J Accounting method: <input type="checkbox"/> Cash <input checked="" type="checkbox"/> Accrual <input type="checkbox"/> Other (specify) _____	F If the foundation is in a 60-month termination under section 507(b)(1)(B), check here <input type="checkbox"/>

Part I Analysis of Revenue and Expenses <small>(The total of amounts in columns (b), (c), and (d) may not necessarily equal the amounts in column (a).)</small>		(a) Revenue and expenses per books	(b) Net investment income	(c) Adjusted net income	(d) Disbursements for charitable purposes (cash basis only)
<b>Revenue</b>	1 Contributions, gifts, grants, etc., received			N/A	
	2 Check <input checked="" type="checkbox"/> if the foundation is not required to attach Sch. B				
	3 Interest on savings and temporary cash investments				
	4 Dividends and interest from securities	665,304.	665,304.		STATEMENT 2
	5a Gross rents				
	b Net rental income or (loss)				
	6a Net gain or (loss) from sale of assets not on line 10	867,975.			STATEMENT 1
	b Gross sales price for all assets on line 6a <b>10,756,742.</b>				
	7 Capital gain net income (from Part IV, line 2)		1,159,101.		
	8 Net short-term capital gain				
	9 Income modifications				
	10a Gross sales less returns and allowances				
b Less: Cost of goods sold					
c Gross profit or (loss)					
11 Other income	-444,256.	-26,690.		STATEMENT 3	
12 Total. Add lines 1 through 11	1,089,023.	1,797,715.			
<b>Operating and Administrative Expenses</b>	13 Compensation of officers, directors, trustees, etc.	88,900.	4,445.		84,455.
	14 Other employee salaries and wages				
	15 Pension plans, employee benefits				
	16a Legal fees				
	b Accounting fees <b>STMT 4</b>	50,447.	5,045.		45,402.
	c Other professional fees <b>STMT 5</b>	121,633.	204,766.		1,925.
	17 Interest				
	18 Taxes <b>STMT 6</b>	24,583.	1,420.		181.
	19 Depreciation and depletion	1,662.	332.		
	20 Occupancy				
	21 Travel, conferences, and meetings	2,592.	0.		2,592.
	22 Printing and publications	704.	0.		704.
	23 Other expenses <b>STMT 7</b>	15,339.	1,610.		15,339.
	24 Total operating and administrative expenses. Add lines 13 through 23	305,860.	217,618.		150,598.
	25 Contributions, gifts, grants paid	1,892,600.			1,900,100.
26 Total expenses and disbursements. Add lines 24 and 25	2,198,460.	217,618.		2,050,698.	
27 Subtract line 26 from line 12:					
a Excess of revenue over expenses and disbursements	-1,109,437.				
b Net investment income (if negative, enter -0-)		1,580,097.			
c Adjusted net income (if negative, enter -0-)			N/A		

Part II Balance Sheets		Attached schedules and amounts in the description column should be for end-of-year amounts only.			Beginning of year	End of year	
		(a) Book Value	(b) Book Value	(c) Fair Market Value			
Assets	1	Cash - non-interest-bearing	488,684.	178,492.	178,492.		
	2	Savings and temporary cash investments					
	3	Accounts receivable					
		Less: allowance for doubtful accounts					
	4	Pledges receivable					
		Less: allowance for doubtful accounts					
	5	Grants receivable					
	6	Receivables due from officers, directors, trustees, and other disqualified persons					
	7	Other notes and loans receivable					
		Less: allowance for doubtful accounts					
	8	Inventories for sale or use					
	9	Prepaid expenses and deferred charges					
	10a	Investments - U.S. and state government obligations					
	b	Investments - corporate stock					
	c	Investments - corporate bonds					
	11	Investments - land, buildings, and equipment: basis					
	Less: accumulated depreciation						
12	Investments - mortgage loans						
13	Investments - other	STMT 10 36,587,117.	35,754,223.	39,758,837.			
14	Land, buildings, and equipment: basis	8,909.					
	Less: accumulated depreciation	STMT 9 8,329.	2,242.	580.			
15	Other assets (describe)	STATEMENT 11 7,965.	39,867.	39,867.			
16	<b>Total assets</b> (to be completed by all filers - see the instructions. Also, see page 1, item I)	37,086,008.	35,973,162.	39,977,776.			
Liabilities	17	Accounts payable and accrued expenses	42,400.	37,777.			
	18	Grants payable	100,000.	92,500.			
	19	Deferred revenue					
	20	Loans from officers, directors, trustees, and other disqualified persons					
	21	Mortgages and other notes payable					
	22	Other liabilities (describe)	TAXES PAYABLE 0.	8,460.			
23	<b>Total liabilities</b> (add lines 17 through 22)	142,400.	138,737.				
Net Assets or Fund Balances	Foundations that follow SFAS 117, check here <input checked="" type="checkbox"/> and complete lines 24 through 26 and lines 30 and 31.						
	24	Unrestricted	36,943,608.	35,834,425.			
	25	Temporarily restricted					
	26	Permanently restricted					
	Foundations that do not follow SFAS 117, check here <input type="checkbox"/> and complete lines 27 through 31.						
	27	Capital stock, trust principal, or current funds					
	28	Paid-in or capital surplus, or land, bldg., and equipment fund					
29	Retained earnings, accumulated income, endowment, or other funds						
30	<b>Total net assets or fund balances</b>	36,943,608.	35,834,425.				
31	<b>Total liabilities and net assets/fund balances</b>	37,086,008.	35,973,162.				

Part III Analysis of Changes in Net Assets or Fund Balances

1	Total net assets or fund balances at beginning of year - Part II, column (a), line 30 (must agree with end-of-year figure reported on prior year's return)	1	36,943,608.
2	Enter amount from Part I, line 27a	2	-1,109,437.
3	Other increases not included in line 2 (itemize)	3	254.
	PRIOR PERIOD ADJUSTMENT		
4	Add lines 1, 2, and 3	4	35,834,425.
5	Decreases not included in line 2 (itemize)	5	0.
6	Total net assets or fund balances at end of year (line 4 minus line 5) - Part II, column (b), line 30	6	35,834,425.

**Part IV Capital Gains and Losses for Tax on Investment Income**

	(a) List and describe the kind(s) of property sold (e.g., real estate, 2-story brick warehouse; or common stock, 200 shs. MLC Co.)	(b) How acquired P - Purchase D - Donation	(c) Date acquired (mo., day, yr.)	(d) Date sold (mo., day, yr.)
1a				
b	<b>SEE ATTACHED STATEMENTS</b>			
c				
d				
e				

	(e) Gross sales price	(f) Depreciation allowed (or allowable)	(g) Cost or other basis plus expense of sale	(h) Gain or (loss) (e) plus (f) minus (g)
a				
b				
c				
d				
e	10,756,742.		10,135,305.	1,159,101.

Complete only for assets showing gain in column (h) and owned by the foundation on 12/31/69			(l) Gains (Col. (h) gain minus col. (k), but not less than -0-) or Losses (from col. (h))
(i) F.M.V. as of 12/31/69	(j) Adjusted basis as of 12/31/69	(k) Excess of col. (i) over col. (j), if any	
a			
b			
c			
d			
e			1,159,101.

2	Capital gain net income or (net capital loss) { If gain, also enter in Part I, line 7 If (loss), enter -0- in Part I, line 7	2	1,159,101.
3	Net short-term capital gain or (loss) as defined in sections 1222(5) and (6): If gain, also enter in Part I, line 8, column (c). If (loss), enter -0- in Part I, line 8	3	N/A

**Part V Qualification Under Section 4940(e) for Reduced Tax on Net Investment Income**

(For optional use by domestic private foundations subject to the section 4940(a) tax on net investment income.)

If section 4940(d)(2) applies, leave this part blank.

Was the foundation liable for the section 4942 tax on the distributable amount of any year in the base period?  Yes  No

If "Yes," the foundation does not qualify under section 4940(e). Do not complete this part.

1 Enter the appropriate amount in each column for each year; see the instructions before making any entries.

(a) Base period years Calendar year (or tax year beginning in)	(b) Adjusted qualifying distributions	(c) Net value of noncharitable-use assets	(d) Distribution ratio (col. (b) divided by col. (c))
2014	2,230,502.	41,723,296.	.053459
2013	2,269,812.	42,216,435.	.053766
2012	2,051,944.	39,233,188.	.052301
2011	1,935,240.	36,617,166.	.052851
2010	2,080,427.	38,450,290.	.054107

2	Total of line 1, column (d)	2	.266484
3	Average distribution ratio for the 5-year base period - divide the total on line 2 by 5, or by the number of years the foundation has been in existence if less than 5 years	3	.053297
4	Enter the net value of noncharitable-use assets for 2015 from Part X, line 5	4	38,610,484.
5	Multiply line 4 by line 3	5	2,057,823.
6	Enter 1% of net investment income (1% of Part I, line 27b)	6	15,801.
7	Add lines 5 and 6	7	2,073,624.
8	Enter qualifying distributions from Part XII, line 4 If line 8 is equal to or greater than line 7, check the box in Part VI, line 1b, and complete that part using a 1% tax rate. See the Part VI instructions.	8	2,086,698.

**The Parker Foundation****FEIN 51-0141231****Capital Gains and Losses****October 1, 2015 through September 30, 2016**

<u>Date</u>	<u>Name</u>	<u>Cost</u>	<u>Proceeds</u>	<u>Gain/Loss</u>
10/31/2015	31 shs Arm Holdgs Plc A D R		1,326.36	
10/31/2015	31 shs Arm Holdgs Plc A D R	1,255.46		70.90
10/31/2015	98 shs Arm Hldgs Plc A D R		4,205.54	
10/31/2015	98 shs Arm Hldgs Plc A D R	3,957.86		247.68
10/31/2015	604 shs Arm Hldgs Plc A D R		25,518.53	
10/31/2015	604 shs Arm Hldgs Plc A D R	23,657.64		1,860.89
10/31/2015	20 shs Alphabet Inc Cl C		14,214.62	
10/31/2015	20 shs Alphabet Inc Cl C	10,637.79		3,576.83
10/31/2015	5 shs Alphabet Inc Cl C		3,540.81	
10/31/2015	5 shs Alphabet Inc Cl C	2,655.81		885.00
10/31/2015	5 shs Amazon Com Inc		3,010.79	
10/31/2015	5 shs Amazon Com Inc	1,442.91		1,567.88
10/31/2015	50 shs Apple Inc		5,946.91	
10/31/2015	50 shs Apple Inc	5,615.74		331.17
10/31/2015	25 shs McDonalds Corp		2,814.27	
10/31/2015	25 shs McDonalds Corp	2,442.88		371.39
10/31/2015	125 shs Scripps Networks Interactive Inc		6,105.27	
10/31/2015	125 shs Scripps Networks Interactive Inc	8,803.99		-2,698.72
10/31/2015	125 shs Scripps Networks Interactive Inc		6,301.66	
10/31/2015	125 shs Scripps Networks Interactive Inc	8,563.83		-2,262.17
10/31/2015	100 shs Scripps Networks Interactive Inc		5,396.23	
10/31/2015	100 shs Scripps Networks Interactive Inc	6,683.55		-1,287.32
10/31/2015	150 shs Scripps Networks Interactive Inc		8,314.18	
10/31/2015	150 shs Scripps Networks Interactive Inc	9,882.94		-1,568.76
10/31/2015	50 shs Scripps Networks Interactive Inc		2,822.72	
10/31/2015	50 shs Scripps Networks Interactive Inc	3,288.37		-465.65
10/31/2015	125 shs Scripps Networks Interactive Inc		7,088.44	
10/31/2015	125 shs Scripps Networks Interactive Inc	7,960.59		-872.15
10/31/2015	100 shs Scripps Networks Interactive Inc		5,699.99	
10/31/2015	100 shs Scripps Networks Interactive Inc	6,157.60		-457.61
10/31/2015	75 shs Starbucks Corp		4,568.91	
10/31/2015	75 shs Starbucks Corp	2,630.29		1,938.62
10/31/2015	5 shs The Priceline Group Inc		7,121.43	
10/31/2015	5 shs The Priceline Group Inc	5,693.28		1,428.15
10/31/2015	5 shs The Priceline Group Inc		7,061.99	
10/31/2015	5 shs The Priceline Group Inc	5,691.41		1,370.58
10/31/2015	100 shs Time Warner Inc		7,307.93	
10/31/2015	100 shs Time Warner Inc	8,196.13		-888.20
10/31/2015	100 shs Visa Inc		7,648.99	
10/31/2015	100 shs Visa Inc	5,263.22		2,385.77
10/31/2015	225 shs Whole Foods Mkt Inc		7,543.95	

**The Parker Foundation****FEIN 51-0141231****Capital Gains and Losses****October 1, 2015 through September 30, 2016**

<u>Date</u>	<u>Name</u>	<u>Cost</u>	<u>Proceeds</u>	<u>Gain/Loss</u>
10/31/2015	225 shs Whole Foods Mkt Inc	10,360.72		-2,816.77
10/31/2015	875 shs Whole Foods Mkt Inc		26,314.09	
10/31/2015	875 shs Whole Foods Mkt Inc	36,156.50		-9,842.41
10/31/2015	1,400 shs Whole Foods Mkt Inc		42,334.52	
10/31/2015	1,400 shs Whole Foods Mkt Inc	52,617.09		-10,282.57
10/31/2015	300 shs Whole Foods Mkt Inc		9,004.42	
10/31/2015	300 shs Whole Foods Mkt Inc	10,344.78		-1,340.36
10/31/2015	375 shs Lvmh Moet Hennessy A D R		14,079.75	
10/31/2015	375 shs Lvmh Moet Hennessy A D R	12,968.26		1,111.49
10/31/2015	75 shs Nielsen Holdings Plc		3,373.04	
10/31/2015	75 shs Nielsen Holdings Plc	3,415.93		-42.89
10/31/2015	175 shs Nielsen Holdings Plc		7,868.39	
10/31/2015	175 shs Nielsen Holdings Plc	7,876.79		-8.40
10/31/2015	125 shs Nielsen Holdings Plc		5,786.74	
10/31/2015	125 shs Nielsen Holdings Plc	5,566.23		220.51
10/31/2015	75 shs Nielsen Holdings Plc		3,474.27	
10/31/2015	75 shs Nielsen Holdings Plc	3,336.24		138.03
10/31/2015	125 shs Nielsen Holdings Plc		5,844.90	
10/31/2015	125 shs Nielsen Holdings Plc	5,548.74		296.16
10/31/2015	200 shs Nielsen Holdings Plc		9,383.54	
10/31/2015	200 shs Nielsen Holdings Plc	8,599.48		784.06
10/31/2015	175 shs Nielsen Holdings Plc		8,215.65	
10/31/2015	175 shs Nielsen Holdings Plc	7,519.02		696.63
10/31/2015	175 shs Nielsen Holdings Plc		8,323.45	
10/31/2015	175 shs Nielsen Holdings Plc	7,518.11		805.34
10/31/2015	250 shs Nielsen Holdings Plc		11,937.98	
10/31/2015	250 shs Nielsen Holdings Plc	10,735.74		1,202.24
10/31/2015	325 shs Nielsen Holdings Plc		15,583.66	
10/31/2015	325 shs Nielsen Holdings Plc	13,904.96		1,678.70
10/31/2015	375 shs Nielsen Holdings Plc		18,156.30	
10/31/2015	375 shs Nielsen Holdings Plc	16,044.19		2,112.11
11/30/2015	40 shs Biogen, Inc		11,237.65	
11/30/2015	40 shs Biogen, Inc	7,043.21		4,194.44
11/30/2015	35 shs Nike Inc		4,554.33	
11/30/2015	35 shs Nike Inc	936.11		3,618.22
11/30/2015	42 shs Nike Inc		5,373.19	
11/30/2015	42 shs Nike Inc	1,095.75		4,277.44
11/30/2015	50 shs Nike Inc		6,317.02	
11/30/2015	50 shs Nike Inc	1,298.99		5,018.03
11/30/2015	4 shs Nike Inc		489.30	
11/30/2015	4 shs Nike Inc	103.92		385.38

**The Parker Foundation****FEIN 51-0141231****Capital Gains and Losses****October 1, 2015 through September 30, 2016**

<u>Date</u>	<u>Name</u>	<u>Cost</u>	<u>Proceeds</u>	<u>Gain/Loss</u>
11/30/2015	65 shs Nike Inc		7,948.33	
11/30/2015	65 shs Nike Inc	1,688.68		6,259.65
11/30/2015	59 shs Nike Inc		7,229.11	
11/30/2015	59 shs Nike Inc	1,532.80		5,696.31
11/30/2015	62 shs Nike Inc		7,588.16	
11/30/2015	62 shs Nike Inc	1,610.74		5,977.42
11/30/2015	20 shs Nike Inc		2,463.37	
11/30/2015	20 shs Nike Inc	519.59		1,943.78
11/30/2015	99 shs Nike Inc		12,302.03	
11/30/2015	99 shs Nike Inc	2,571.99		9,730.04
11/30/2015	19 shs Nike Inc		2,394.39	
11/30/2015	19 shs Nike Inc	493.62		1,900.77
11/30/2015	2 shs Regeneron Pharmaceuticals Inc		1,126.22	
11/30/2015	2 shs Regeneron Pharmaceuticals Inc	523.79		602.43
11/30/2015	11 shs Regeneron Pharmaceuticals Inc		6,192.32	
11/30/2015	11 shs Regeneron Pharmaceuticals Inc	2,880.86		3,311.46
11/30/2015	7 shs Regeneron Pharmaceuticals Inc		3,932.92	
11/30/2015	7 shs Regeneron Pharmaceuticals Inc	1,786.79		2,146.13
11/30/2015	5 shs Regeneron Pharmaceuticals Inc		2,744.52	
11/30/2015	5 shs Regeneron Pharmaceuticals Inc	1,225.31		1,519.21
11/30/2015	24 shs Whole Foods Mkt Inc		724.68	
11/30/2015	24 shs Whole Foods Mkt Inc	1,206.24		-481.56
11/30/2015	7 shs Whole Foods Mkt Inc		212.13	
11/30/2015	7 shs Whole Foods Mkt Inc	351.59		-139.46
11/30/2015	57 shs Whole Foods Mkt Inc		1,685.79	
11/30/2015	57 shs Whole Foods Mkt Inc	2,846.61		-1,160.82
11/30/2015	24 shs Whole Foods Mkt Inc		708.66	
11/30/2015	24 shs Whole Foods Mkt Inc	1,194.64		-485.98
11/30/2015	38 shs Whole Foods Mkt Inc		1,134.21	
11/30/2015	38 shs Whole Foods Mkt Inc	1,886.05		-751.84
11/30/2015	12 shs Whole Foods Mkt Inc		360.45	
11/30/2015	12 shs Whole Foods Mkt Inc	593.59		-233.14
11/30/2015	17 shs Whole Foods Mkt Inc		502.81	
11/30/2015	17 shs Whole Foods Mkt Inc	840.92		-338.11
11/30/2015	63 shs Whole Foods Mkt Inc		1,863.16	
11/30/2015	63 shs Whole Foods Mkt Inc	3,116.29		-1,253.13
11/30/2015	81 shs Whole Foods Mkt Inc		2,422.09	
11/30/2015	81 shs Whole Foods Mkt Inc	3,812.27		-1,390.18
11/30/2015	10 shs Whole Foods Mkt Inc		300.25	
11/30/2015	10 shs Whole Foods Mkt Inc	425.47		-125.22
11/30/2015	8 shs Whole Foods Mkt Inc		239.71	

**The Parker Foundation****FEIN 51-0141231****Capital Gains and Losses****October 1, 2015 through September 30, 2016**

<u>Date</u>	<u>Name</u>	<u>Cost</u>	<u>Proceeds</u>	<u>Gain/Loss</u>
11/30/2015	8 shs Whole Foods Mkt Inc	340.38		-100.67
11/30/2015	81 shs Whole Foods Mkt Inc		2,424.23	
11/30/2015	81 shs Whole Foods Mkt Inc	3,440.07		-1,015.84
11/30/2015	106 shs Whole Foods Mkt Inc		3,189.46	
11/30/2015	106 shs Whole Foods Mkt Inc	4,436.30		-1,246.84
11/30/2015	52 shs Whole Foods Mkt Inc		1,560.00	
11/30/2015	52 shs Whole Foods Mkt Inc	2,164.55		-604.55
11/30/2015	77 shs Whole Foods Mkt Inc		2,297.32	
11/30/2015	77 shs Whole Foods Mkt Inc	3,200.45		-903.13
11/30/2015	82 shs Whole Foods Mkt Inc		2,442.32	
11/30/2015	82 shs Whole Foods Mkt Inc	3,375.04		-932.72
11/30/2015	24 shs Whole Foods Mkt Inc		718.93	
11/30/2015	24 shs Whole Foods Mkt Inc	984.44		-265.51
11/30/2015	46 shs Whole Foods Mkt Inc		1,362.84	
11/30/2015	46 shs Whole Foods Mkt Inc	1,881.31		-518.47
11/30/2015	45 shs Whole Foods Mkt Inc		1,324.96	
11/30/2015	45 shs Whole Foods Mkt Inc	1,838.39		-513.43
11/30/2015	45 shs Whole Foods Mkt Inc		1,322.29	
11/30/2015	45 shs Whole Foods Mkt Inc	1,838.40		-516.11
11/30/2015	49 shs Whole Foods Mkt Inc		1,460.04	
11/30/2015	49 shs Whole Foods Mkt Inc	1,993.24		-533.20
11/30/2015	13 shs Whole Foods Mkt Inc		383.04	
11/30/2015	13 shs Whole Foods Mkt Inc	517.60		-134.56
11/30/2015	8 shs Whole Foods Mkt Inc		230.94	
11/30/2015	8 shs Whole Foods Mkt Inc	317.60		-86.66
11/30/2015	48 shs Whole Foods Mkt Inc		1,395.96	
11/30/2015	48 shs Whole Foods Mkt Inc	1,905.60		-509.64
11/30/2015	5 shs Asml Holding Nv Ny Reg Shs		468.55	
11/30/2015	5 shs Asml Holding Nv Ny Reg Shs	149.39		319.16
11/30/2015	53 shs Asml Holding Nv Ny Reg Shs		4,956.82	
11/30/2015	53 shs Asml Holding Nv Ny Reg Shs	1,583.53		3,373.29
11/30/2015	32 shs Asml Holding Nv Ny Reg Shs		3,020.31	
11/30/2015	32 shs Asml Holding Nv Ny Reg Shs	956.10		2,064.21
11/30/2015	4 shs Asml Holding Nv Ny Reg Shs		377.22	
11/30/2015	4 shs Asml Holding Nv Ny Reg Shs	119.51		257.71
11/30/2015	4 shs Asml Holding Nv Ny Reg Shs		373.80	
11/30/2015	4 shs Asml Holding Nv Ny Reg Shs	119.51		254.29
11/30/2015	29 shs Asml Holding NV Ny Reg Shs		2,712.55	
11/30/2015	29 shs Asml Holding NV Ny Reg Shs	866.46		1,846.09
11/30/2015	71 shs Asml Holding Nv Ny Reg Shs		6,499.52	
11/30/2015	71 shs Asml Holding Nv Ny Reg Shs	2,121.34		4,378.18

**The Parker Foundation****FEIN 51-0141231****Capital Gains and Losses****October 1, 2015 through September 30, 2016**

<u>Date</u>	<u>Name</u>	<u>Cost</u>	<u>Proceeds</u>	<u>Gain/Loss</u>
11/30/2015	53 shs Asml Holding Nv Ny Reg Shs		4,844.61	
11/30/2015	53 shs Asml Holding Nv Ny Reg Shs	1,583.53		3,261.08
11/30/2015	14 shs Asml Holding Nv Ny Reg Shs		1,273.84	
11/30/2015	14 shs Asml Holding Nv Ny Reg Shs	418.29		855.55
11/30/2015	2 shs Asml Holding Nv Ny Reg Shs		184.09	
11/30/2015	2 shs Asml Holding Nv Ny Reg Shs	59.76		124.33
11/30/2015	51 shs Asml Holding Nv Ny Reg Shs		4,704.89	
11/30/2015	51 shs Asml Holding Nv Ny Reg Shs	1,523.78		3,181.11
11/30/2015	66 shs Asml Holding Nv Ny Reg Shs		6,106.26	
11/30/2015	66 shs Asml Holding Nv Ny Reg Shs	1,971.95		4,134.31
11/30/2015	106 shs Asml Holding Nv Ny Reg Shs		9,877.72	
11/30/2015	106 shs Asml Holding Nv Ny Reg Shs	3,167.07		6,710.65
11/30/2015	25 shs Asml Holding Nv Ny Reg Shs		2,312.52	
11/30/2015	25 shs Asml Holding Nv Ny Reg Shs	746.95		1,565.57
11/30/2015	65 shs Baidu Com Inc A D R		13,233.21	
11/30/2015	65 shs Baidu Com Inc A D R	9,093.47		4,139.74
11/30/2015	5 shs Amazon Com Inc		3,296.95	
11/30/2015	5 shs Amazon Com Inc	1,442.90		1,854.05
11/30/2015	125 shs AMC Networks Inc A W I		9,580.66	
11/30/2015	125 shs AMC Networks Inc A W I	9,266.13		314.53
11/30/2015	150 shs AMC Networks Inc A W I		11,771.15	
11/30/2015	150 shs AMC Networks Inc A W I	10,780.74		990.41
11/30/2015	50 shs AMC Networks Inc A W I		4,000.49	
11/30/2015	50 shs AMC Networks Inc A W I	3,543.34		457.15
11/30/2015	50 shs AMC Networks Inc A W I		4,098.52	
11/30/2015	50 shs AMC Networks Inc A W I	3,358.26		740.26
11/30/2015	50 shs AMC Networks Inc A W I		4,107.79	
11/30/2015	50 shs AMC Networks Inc A W I	3,038.21		1,069.58
11/30/2015	50 shs Disney Walt Co		5,641.47	
11/30/2015	50 shs Disney Walt Co	5,572.28		69.19
11/30/2015	25 shs Disney Walt Co		2,898.89	
11/30/2015	25 shs Disney Walt Co	2,786.14		112.75
11/30/2015	100 shs Disney Walt Co		11,638.86	
11/30/2015	100 shs Disney Walt Co	10,431.87		1,206.99
11/30/2015	250 shs Scripps Networks Interactive Inc		14,526.91	
11/30/2015	250 shs Scripps Networks Interactive Inc	15,293.03		-766.12
11/30/2015	150 shs Scripps Networks Interactive Inc		8,679.34	
11/30/2015	150 shs Scripps Networks Interactive Inc	9,175.81		-496.47
11/30/2015	475 shs Scripps Networks Interactive Inc		27,122.90	
11/30/2015	475 shs Scripps Networks Interactive Inc	29,056.75		-1,933.85
11/30/2015	75 shs Scripps Networks Interactive Inc		4,243.61	



**The Parker Foundation****FEIN 51-0141231****Capital Gains and Losses****October 1, 2015 through September 30, 2016**

<u>Date</u>	<u>Name</u>	<u>Cost</u>	<u>Proceeds</u>	<u>Gain/Loss</u>
11/30/2015	75 shs Scripps Networks Interactive Inc	4,587.91		-344.30
11/30/2015	125 shs Scripps Networks Interactive Inc		7,037.23	
11/30/2015	125 shs Scripps Networks Interactive Inc	7,646.51		-609.28
11/30/2015	225 shs Scripps Networks Interactive Inc		12,687.17	
11/30/2015	225 shs Scripps Networks Interactive Inc	13,763.72		-1,076.55
11/30/2015	175 shs Visa Inc		13,631.77	
11/30/2015	175 shs Visa Inc	9,204.64		4,427.13
11/30/2015	75 shs Visa Inc		5,881.07	
11/30/2015	75 shs Visa Inc	3,919.72		1,961.35
12/31/2015	4,268.032 shs American Europacific GrthF2		200,000.00	
12/31/2015	4,268.032 shs American Europacific GrthF2	134,599.09		65,400.91
12/31/2015	10,989.011 shs John Hancock FdsIII DispVI		200,000.00	
12/31/2015	10,989.011 shs John Hancock FdsIII DispVI	181,208.79		18,791.21
12/31/2015	74 shs Whole Foods Mkt Inc		2,210.79	
12/31/2015	74 shs Whole Foods Mkt Inc	2,937.80		-727.01
12/31/2015	79 shs Whole Foods Mkt Inc		2,371.10	
12/31/2015	79 shs Whole Foods Mkt Inc	3,029.44		-658.34
12/31/2015	35 shs Alphabet Inc Cl C		26,742.23	
12/31/2015	35 shs Alphabet Inc Cl C	18,515.92		8,226.31
12/31/2015	5 shs Alphabet Inc Cl C		3,810.40	
12/31/2015	5 shs Alphabet Inc Cl C	2,618.80		1,191.60
12/31/2015	100 shs AMC Networks Inc A W I		8,284.32	
12/31/2015	100 shs AMC Networks Inc A W I	6,043.45		2,240.87
12/31/2015	75 shs Apple Inc		8,801.97	
12/31/2015	75 shs Apple Inc	8,253.82		548.15
12/31/2015	75 shs Cheesecake Factory Inc		3,547.73	
12/31/2015	75 shs Cheesecake Factory Inc	3,973.01		-425.28
12/31/2015	125 shs Comcast Corp Cl A		7,426.36	
12/31/2015	125 shs Comcast Corp Cl A	7,817.12		-390.76
12/31/2015	25 shs Disney Walt Co		2,820.47	
12/31/2015	25 shs Disney Walt Co	2,526.40		294.07
12/31/2015	175 shs General Mills Inc		10,302.94	
12/31/2015	175 shs General Mills Inc	9,720.64		582.30
12/31/2015	75 shs General Mills Inc		4,435.73	
12/31/2015	75 shs General Mills Inc	4,009.94		425.79
12/31/2015	75 shs General Mills Inc		4,362.78	
12/31/2015	75 shs General Mills Inc	4,009.94		352.84
12/31/2015	50 shs Lululemon Athletica Inc		2,428.83	
12/31/2015	50 shs Lululemon Athletica Inc	2,679.37		-250.54
12/31/2015	50 shs McDonalds Corp		5,851.77	
12/31/2015	50 shs McDonalds Corp	4,885.76		966.01

**The Parker Foundation****FEIN 51-0141231****Capital Gains and Losses****October 1, 2015 through September 30, 2016**

<u>Date</u>	<u>Name</u>	<u>Cost</u>	<u>Proceeds</u>	<u>Gain/Loss</u>
12/31/2015	50 shs McDonalds Corp		5,848.37	
12/31/2015	50 shs McDonalds Corp	4,885.76		962.61
12/31/2015	25 shs Nike Inc		3,222.60	
12/31/2015	25 shs Nike Inc	1,345.72		1,876.88
12/31/2015	50 shs Ralph Lauren Corp		5,961.92	
12/31/2015	50 shs Ralph Lauren Corp	8,060.35		-2,098.43
12/31/2015	25 shs Tiffany & Co		1,929.49	
12/31/2015	25 shs Tiffany & Co	2,036.15		-106.66
12/31/2015	100 shs Time Warner Inc		6,875.56	
12/31/2015	100 shs Time Warner Inc	8,196.13		-1,320.57
12/31/2015	100 shs Twitter Inc		2,468.45	
12/31/2015	100 shs Twitter Inc	2,684.71		-216.26
12/31/2015	50 shs United Parcel Service Cl B		5,085.42	
12/31/2015	50 shs United Parcel Service Cl B	5,141.11		-55.69
12/31/2015	75 shs Visa Inc		5,967.56	
12/31/2015	75 shs Visa Inc	3,918.08		2,049.48
12/31/2015	75 shs Wal Mart Stores Inc		4,491.07	
12/31/2015	75 shs Wal Mart Stores Inc	5,006.81		-515.74
12/31/2015	75 shs Williams Sonoma Inc		4,742.45	
12/31/2015	75 shs Williams Sonoma Inc	5,829.47		-1,087.02
12/31/2015	100 shs Anheuser Busch Inbev Nv A D R		12,898.87	
12/31/2015	100 shs Anheuser Busch Inbev Nv A D R	11,937.28		961.59
12/31/2015	25 shs Anheuser Busch Inbev Nv A D R		3,207.47	
12/31/2015	25 shs Anheuser Busch Inbev Nv A D R	2,777.36		430.11
12/31/2015	25 shs Anheuser Busch Inbev Nv A D R		3,212.56	
12/31/2015	25 shs Anheuser Busch Inbev Nv A D R	2,777.36		435.20
12/31/2015	75 shs Anheuser Busch Inbev Nv A D R		9,185.27	
12/31/2015	75 shs Anheuser Busch Inbev Nv A D R	8,078.68		1,106.59
12/31/2015	25 shs Anheuser Busch Inbev Nv A D R		3,137.64	
12/31/2015	25 shs Anheuser Busch Inbev Nv A D R	2,612.85		524.79
12/31/2015	50 shs Anheuser Busch Inbev Nv A D R		6,251.82	
12/31/2015	50 shs Anheuser Busch Inbev Nv A D R	4,582.09		1,669.73
12/31/2015	50 shs Diageo Plc Sponsored A D R		5,672.01	
12/31/2015	50 shs Diageo Plc Sponsored A D R	5,924.68		-252.67
12/31/2015	125 shs LVMH Moet Hennessy A D R		4,106.07	
12/31/2015	125 shs LVMH Moet Hennessy A D R	4,281.68		-175.61
12/31/2015	25 shs Nestle Sa Sponsored A D R		1,869.12	
12/31/2015	25 shs Nestle Sa Sponsored A D R	1,906.28		-37.16
12/31/2015	ABS Offshore SPC	651,690.00		-651,690.00
12/31/2015	ABS Offshore SPC		700,000.00	
12/31/2015	AG Super Fund, LP	285,000.00		415,000.00

**The Parker Foundation****FEIN 51-0141231****Capital Gains and Losses****October 1, 2015 through September 30, 2016**

<u>Date</u>	<u>Name</u>	<u>Cost</u>	<u>Proceeds</u>	<u>Gain/Loss</u>
12/31/2015	AG Super Fund, LP		500,000.00	
12/31/2015	US Bank		1,859.61	500,000.00
01/31/2016	68 shs FMC Technologies Inc		1,646.22	1,859.61
01/31/2016	68 shs FMC Technologies Inc	1,731.09		-84.87
01/31/2016	6 shs FMC Technologies Inc		142.87	
01/31/2016	6 shs FMC Technologies Inc	119.86		23.01
01/31/2016	35 shs FMC Technologies Inc		839.58	
01/31/2016	35 shs FMC Technologies Inc	699.19		140.39
01/31/2016	5 shs FMC Technologies Inc		119.02	
01/31/2016	5 shs FMC Technologies Inc	99.89		19.13
01/31/2016	38 shs FMC Technologies Inc		887.79	
01/31/2016	38 shs FMC Technologies Inc	745.64		142.15
01/31/2016	34 shs FMC Technologies Inc		802.99	
01/31/2016	34 shs FMC Technologies Inc	664.89		138.10
01/31/2016	62 shs FMC Technologies Inc		1,484.42	
01/31/2016	62 shs FMC Technologies Inc	1,212.44		271.98
01/31/2016	74 shs FMC Technologies Inc		1,790.95	
01/31/2016	74 shs FMC Technologies Inc	1,434.08		356.87
01/31/2016	16 shs FMC Technologies Inc		385.55	
01/31/2016	16 shs FMC Technologies Inc	286.84		98.71
01/31/2016	40 shs FMC Technologies Inc		956.83	
01/31/2016	40 shs FMC Technologies Inc	717.09		239.74
01/31/2016	46 shs FMC Technologies Inc		1,110.16	
01/31/2016	46 shs FMC Technologies Inc	824.65		285.51
01/31/2016	72 shs FMC Technologies Inc		1,747.22	
01/31/2016	72 shs FMC Technologies Inc	1,290.76		456.46
01/31/2016	21 shs FMC Technologies Inc		513.79	
01/31/2016	21 shs FMC Technologies Inc	376.47		137.32
01/31/2016	94 shs FMC Technologies Inc		2,331.53	
01/31/2016	94 shs FMC Technologies Inc	1,685.16		646.37
01/31/2016	44 shs Baidu Com Inc A D R		7,133.95	
01/31/2016	44 shs Baidu Com Inc A D R	4,793.30		2,340.65
01/31/2016	15 shs Baidu Com Inc A D R		2,373.10	
01/31/2016	15 shs Baidu Com Inc A D R	1,440.00		933.10
01/31/2016	54 shs Baidu Com Inc A D R		8,553.04	
01/31/2016	54 shs Baidu Com Inc A D R	5,184.00		3,369.04
01/31/2016	10 shs Baidu Com Inc A D R		1,580.37	
01/31/2016	10 shs Baidu Com Inc A D R	960.00		620.37
01/31/2016	47 shs Baidu Com Inc A D R		7,592.84	
01/31/2016	47 shs Baidu Com Inc A D R	4,512.00		3,080.84
01/31/2016	150 shs General MIs Inc		8,327.74	

**The Parker Foundation****FEIN 51-0141231****Capital Gains and Losses****October 1, 2015 through September 30, 2016**

<u>Date</u>	<u>Name</u>	<u>Cost</u>	<u>Proceeds</u>	<u>Gain/Loss</u>
01/31/2016	150 shs General Mls Inc	8,017.76		309.98
01/31/2016	75 shs General Mills Inc		4,176.29	
01/31/2016	75 shs General Mills Inc	4,008.88		167.41
01/31/2016	100 shs General Mls Inc		5,604.36	
01/31/2016	100 shs General Mls Inc	5,345.17		259.19
01/31/2016	150 shs General Mls Inc		8,351.57	
01/31/2016	150 shs General Mls Inc	7,990.03		361.54
01/31/2016	500 shs General Mills Inc		27,706.88	
01/31/2016	500 shs General Mills Inc	26,545.09		1,161.79
01/31/2016	650 shs General Mills Inc		35,467.50	
01/31/2016	650 shs General Mills Inc	33,818.35		1,649.15
01/31/2016	225 shs Lululemon Athletica Inc		12,516.58	
01/31/2016	225 shs Lululemon Athletica Inc	12,053.30		463.28
01/31/2016	100 shs Lululemon Athletica Inc		5,526.81	
01/31/2016	100 shs Lululemon Athletica Inc	5,343.36		183.45
01/31/2016	50 shs McDonalds Corp		5,926.89	
01/31/2016	50 shs McDonalds Corp	4,870.73		1,056.16
01/31/2016	50 shs McDonalds Corp		5,819.84	
01/31/2016	50 shs McDonalds Corp	4,870.74		949.10
01/31/2016	100 shs McDonalds Corp		11,801.18	
01/31/2016	100 shs McDonalds Corp	9,735.43		2,065.75
01/31/2016	25 shs McDonalds Corp		3,033.74	
01/31/2016	25 shs McDonalds Corp	2,429.33		604.41
01/31/2016	25 shs McDonalds Corp		3,007.51	
01/31/2016	25 shs McDonalds Corp	2,413.41		594.10
01/31/2016	200 shs Wal Mart Stores Inc		12,717.54	
01/31/2016	200 shs Wal Mart Stores Inc	13,144.99		-427.45
01/31/2016	50 shs Wal Mart Stores Inc		3,206.10	
01/31/2016	50 shs Wal Mart Stores Inc	3,247.90		-41.80
01/31/2016	25 shs Anheuser Busch Inbev Nv A D R		2,966.52	
01/31/2016	25 shs Anheuser Busch Inbev Nv A D R	2,291.04		675.48
01/31/2016	250 shs Anheuser Busch Inbev Nv A D R		28,560.57	
01/31/2016	250 shs Anheuser Busch Inbev Nv A D R	22,910.43		5,650.14
01/31/2016	Maverick Stable Fund Ltd.		660,202.71	
01/31/2016	500 shs General Mills Inc	3.00		660,199.71
01/31/2016	Maverick Stable Fund Ltd.	1,326,517.62		-1,326,517.62
01/31/2016	Maverick Stable Fund Ltd.		650,000.00	
02/29/2016	9,980.04 shs Pimco Total Return Fund Inst		100,000.00	650,000.00
02/29/2016	9,980.04 shs Pimco Total Return Fund Inst	107,404.56		-7,404.56
02/29/2016	40 shs FMC Technologies Inc		981.85	
02/29/2016	40 shs FMC Technologies Inc	717.09		264.76

**The Parker Foundation****FEIN 51-0141231****Capital Gains and Losses****October 1, 2015 through September 30, 2016**

<u>Date</u>	<u>Name</u>	<u>Cost</u>	<u>Proceeds</u>	<u>Gain/Loss</u>
02/29/2016	11 shs FMC Technologies Inc		270.01	
02/29/2016	11 shs FMC Technologies Inc	197.20		72.81
02/29/2016	32 shs FMC Technologies Inc		763.58	
02/29/2016	32 shs FMC Technologies Inc	573.67		189.91
02/29/2016	21 shs FMC Technologies Inc		498.69	
02/29/2016	21 shs FMC Technologies Inc	376.47		122.22
02/29/2016	36 shs FMC Technologies Inc		853.74	
02/29/2016	36 shs FMC Technologies Inc	645.38		208.36
02/29/2016	14 shs FMC Technologies Inc		346.96	
02/29/2016	14 shs FMC Technologies Inc	250.98		95.98
02/29/2016	88 shs FMC Technologies Inc		2,156.73	
02/29/2016	88 shs FMC Technologies Inc	1,577.61		579.12
02/29/2016	2 shs FMC Technologies Inc		48.56	
02/29/2016	2 shs FMC Technologies Inc	35.85		12.71
02/29/2016	30 shs FMC Technologies Inc		717.52	
02/29/2016	30 shs FMC Technologies Inc	537.82		179.70
02/29/2016	34 shs FMC Technologies Inc		812.38	
02/29/2016	34 shs FMC Technologies Inc	609.15		203.23
02/29/2016	4 shs FMC Technologies Inc		94.21	
02/29/2016	4 shs FMC Technologies Inc	71.63		22.58
02/29/2016	30 shs FMC Technologies Inc		705.91	
02/29/2016	30 shs FMC Technologies Inc	537.23		168.68
02/29/2016	34 shs FMC Technologies Inc		790.70	
02/29/2016	34 shs FMC Technologies Inc	608.85		181.85
02/29/2016	9 shs FMC Technologies Inc		211.72	
02/29/2016	9 shs FMC Technologies Inc	161.17		50.55
02/29/2016	4 shs FMC Technologies Inc		91.99	
02/29/2016	4 shs FMC Technologies Inc	71.63		20.36
02/29/2016	64 shs FMC Technologies Inc		1,488.50	
02/29/2016	64 shs FMC Technologies Inc	1,146.08		342.42
02/29/2016	56 shs FMC Technologies Inc		1,309.19	
02/29/2016	56 shs FMC Technologies Inc	1,002.82		306.37
02/29/2016	54 shs Alibaba Group Holding Ltd A D R		3,284.11	
02/29/2016	54 shs Alibaba Group Holding Ltd A D R	5,882.67		-2,598.56
02/29/2016	170 shs Alibaba Group Holding Ltd A D R		10,383.22	
02/29/2016	170 shs Alibaba Group Holding Ltd A D R	18,065.82		-7,682.60
02/29/2016	3 shs Alibaba Group Hldg Adr		183.95	
02/29/2016	3 shs Alibaba Group Hldg Adr	316.86		-132.91
02/29/2016	33 shs Alibaba Group Holding Ltd A D R		2,130.18	
02/29/2016	33 shs Alibaba Group Holding Ltd A D R	3,485.45		-1,355.27
02/29/2016	100 shs Cheesecake Factory Inc		4,971.11	

**The Parker Foundation****FEIN 51-0141231****Capital Gains and Losses****October 1, 2015 through September 30, 2016**

<u>Date</u>	<u>Name</u>	<u>Cost</u>	<u>Proceeds</u>	<u>Gain/Loss</u>
02/29/2016	100 shs Cheesecake Factory Inc	5,279.14		-308.03
02/29/2016	50 shs Cheesecake Factory Inc		2,500.65	
02/29/2016	50 shs Cheesecake Factory Inc	2,622.21		-121.56
02/29/2016	175 shs Cheesecake Factory Inc		8,820.38	
02/29/2016	175 shs Cheesecake Factory Inc	8,926.93		-106.55
02/29/2016	150 shs Cheesecake Factory Inc		7,589.80	
02/29/2016	150 shs Cheesecake Factory Inc	6,253.53		1,336.27
02/29/2016	150 shs Wal Mart Stores Inc		10,071.08	
02/29/2016	150 shs Wal Mart Stores Inc	9,632.92		438.16
02/29/2016	350 shs LVMH Moet Hennessy Lou Adr		11,775.25	
02/29/2016	350 shs LVMH Moet Hennessy Lou Adr	11,912.53		-137.28
02/29/2016	US Bank		1,555.69	
03/31/2016	28,604.297 shs RS Glbl Natural Res Y#1674		546,342.07	1,555.69
03/31/2016	28,604.297 shs RS Glbl Natural Res Y#1674	1,095,072.86		-548,730.79
03/31/2016	27,881.041 shs Metropolitan West Tr Bd I		300,000.00	
03/31/2016	27,881.041 shs Metropolitan West Tr Bd I	303,514.45		-3,514.45
03/31/2016	19,801.98 shs Pimco Total Return Fd Inst		200,000.00	
03/31/2016	19,801.98 shs Pimco Total Return Fd Inst	248,205.66		-48,205.66
03/31/2016	50 shs Apple Inc		5,295.05	
03/31/2016	50 shs Apple Inc	5,524.53		-229.48
03/31/2016	25 shs Apple Inc		2,666.30	
03/31/2016	25 shs Apple Inc	2,762.26		-95.96
03/31/2016	50 shs Cheesecake Factory Inc		2,542.60	
03/31/2016	25 shs Apple Inc	1,694.93		847.67
03/31/2016	50 shs Cheesecake Factory Inc		2,574.44	
03/31/2016	50 shs Cheesecake Factory Inc	1,694.93		879.51
03/31/2016	50 shs Lululemon Athletica Inc		3,142.37	
03/31/2016	50 shs Lululemon Athletica Inc	2,665.20		477.17
03/31/2016	100 shs Lululemon Athletica Inc		6,331.15	
03/31/2016	100 shs Lululemon Athletica Inc	5,330.40		1,000.75
03/31/2016	25 shs Ralph Lauren Corp		2,459.45	
03/31/2016	25 shs Ralph Lauren Corp	4,007.01		-1,547.56
03/31/2016	100 shs Ralph Lauren Corp		9,805.74	
03/31/2016	100 shs Ralph Lauren Corp	15,954.13		-6,148.39
03/31/2016	50 shs Ralph Lauren Corp		4,972.99	
03/31/2016	50 shs Ralph Lauren Corp	7,900.59		-2,927.60
03/31/2016	10 shs The Priceline Group Inc		13,209.32	
03/31/2016	10 shs The Priceline Group Inc	11,382.82		1,826.50
03/31/2016	100 shs Tiffany & Co		7,181.33	
03/31/2016	100 shs Tiffany & Co	8,067.25		-885.92
03/31/2016	50 shs Tiffany & Co		3,649.07	

**The Parker Foundation****FEIN 51-0141231****Capital Gains and Losses****October 1, 2015 through September 30, 2016**

<u>Date</u>	<u>Name</u>	<u>Cost</u>	<u>Proceeds</u>	<u>Gain/Loss</u>
03/31/2016	50 shs Tiffany & Co	3,949.68		-300.61
03/31/2016	US Bank		624.52	
04/30/2016	10 shs Monsanto Co		926.77	624.52
04/30/2016	10 shs Monsanto Co	1,033.53		-106.76
04/30/2016	60 shs Monsanto Co		5,575.35	
04/30/2016	60 shs Monsanto Co	6,189.30		-613.95
04/30/2016	4 shs Regeneron Pharmaceuticals Inc		1,624.27	
04/30/2016	4 shs Regeneron Pharmaceuticals Inc	980.25		644.02
04/30/2016	11 shs Regeneron Pharmaceuticals Inc		4,389.77	
04/30/2016	11 shs Regeneron Pharmaceuticals Inc	4,436.25		-46.48
04/30/2016	100 shs Apple Inc		11,128.80	
04/30/2016	100 shs Apple Inc	10,962.42		166.38
04/30/2016	75 shs Apple Inc		8,133.92	
04/30/2016	75 shs Apple Inc	8,186.01		-52.09
04/30/2016	25 shs Apple Inc		2,741.50	
04/30/2016	25 shs Apple Inc	2,699.29		42.21
04/30/2016	50 shs Apple Inc		5,500.15	
04/30/2016	50 shs Apple Inc	5,167.30		332.85
04/30/2016	25 shs McDonalds Corp		3,199.53	
04/30/2016	25 shs McDonalds Corp	2,413.41		786.12
04/30/2016	125 shs Ralph Lauren Corp		11,402.85	
04/30/2016	125 shs Ralph Lauren Corp	19,158.72		-7,755.87
04/30/2016	200 shs Ralph Lauren Corp		18,667.33	
04/30/2016	200 shs Ralph Lauren Corp	28,378.47		-9,711.14
04/30/2016	150 shs Ralph Lauren Corp		14,169.86	
04/30/2016	150 shs Ralph Lauren Corp	20,027.99		-5,858.13
04/30/2016	50 shs Ralph Lauren Corp		4,753.34	
04/30/2016	50 shs Ralph Lauren Corp	6,456.98		-1,703.64
04/30/2016	75 shs Ralph Lauren Corp		7,077.95	
04/30/2016	75 shs Ralph Lauren Corp	9,625.46		-2,547.51
04/30/2016	75 shs Ralph Lauren Corp		7,090.05	
04/30/2016	75 shs Ralph Lauren Corp	9,394.88		-2,304.83
04/30/2016	100 shs Ralph Lauren Corp		9,504.33	
04/30/2016	100 shs Ralph Lauren Corp	11,811.87		-2,307.54
04/30/2016	60 shs Ralph Lauren Corp		5,703.00	
04/30/2016	60 shs Ralph Lauren Corp	6,608.02		-905.02
04/30/2016	5 shs The Priceline Group Inc		6,736.42	
04/30/2016	5 shs The Priceline Group Inc	5,670.09		1,066.33
04/30/2016	100 shs Tiffany & Co		7,262.69	
04/30/2016	100 shs Tiffany & Co	7,899.36		-636.67
05/31/2016	118,426.739 shs Hsbc Opportunity A		1,153,476.44	

**The Parker Foundation****FEIN 51-0141231****Capital Gains and Losses****October 1, 2015 through September 30, 2016**

<u>Date</u>	<u>Name</u>	<u>Cost</u>	<u>Proceeds</u>	<u>Gain/Loss</u>
05/31/2016	118,426.739 shs Hsbc Opportunity A	1,214,960.40		-61,483.96
05/31/2016	12 shs Regeneron Pharmaceuticals Inc		4,495.94	
05/31/2016	12 shs Regeneron Pharmaceuticals Inc	2,940.74		1,555.20
05/31/2016	12 shs Regeneron Pharmaceuticals Inc		4,369.76	
05/31/2016	12 shs Regeneron Pharmaceuticals Inc	2,752.20		1,617.56
05/31/2016	11 shs Regeneron Pharmaceuticals Inc		4,137.94	
05/31/2016	11 shs Regeneron Pharmaceuticals Inc	621.82		3,516.12
05/31/2016	5 shs Amazon Com Inc		3,555.79	
05/31/2016	5 shs Amazon Com Inc	2,746.84		808.95
05/31/2016	75 shs AMC Networks Inc A W I		5,068.45	
05/31/2016	75 shs AMC Networks Inc A W I	5,377.70		-309.25
05/31/2016	75 shs AMC Networks Inc A W I		5,127.16	
05/31/2016	75 shs AMC Networks Inc A W I	5,377.71		-250.55
05/31/2016	75 shs Cheesecake Factory Inc		3,903.32	
05/31/2016	75 shs Cheesecake Factory Inc	2,542.40		1,360.92
05/31/2016	175 shs Cheesecake Factory Inc		9,183.65	
05/31/2016	175 shs Cheesecake Factory Inc	5,932.25		3,251.40
05/31/2016	75 shs Cheesecake Factory Inc		3,617.90	
05/31/2016	75 shs Cheesecake Factory Inc	2,542.40		1,075.50
05/31/2016	125 shs Cheesecake Factory Inc		6,078.46	
05/31/2016	125 shs Cheesecake Factory Inc	4,237.32		1,841.14
05/31/2016	75 shs Facebook Inc A		8,991.00	
05/31/2016	75 shs Facebook Inc A	8,228.07		762.93
05/31/2016	175 shs Tiffany & Co		11,210.18	
05/31/2016	175 shs Tiffany & Co	13,803.90		-2,593.72
05/31/2016	450 shs Tiffany & Co		28,656.63	
05/31/2016	450 shs Tiffany & Co	34,585.15		-5,928.52
05/31/2016	250 shs Tiffany & Co		16,039.10	
05/31/2016	250 shs Tiffany & Co	16,630.56		-591.46
05/31/2016	2,350 shs Twitter Inc		33,792.50	
05/31/2016	2,350 shs Twitter Inc	60,609.73		-26,817.23
05/31/2016	2,050 shs Twitter Inc		29,233.80	
05/31/2016	2,050 shs Twitter Inc	38,129.09		-8,895.29
05/31/2016	650 shs Twitter Inc		9,593.34	
05/31/2016	650 shs Twitter Inc	9,361.80		231.54
05/31/2016	100 shs Wal Mart Stores Inc		7,076.62	
05/31/2016	100 shs Wal Mart Stores Inc	6,416.00		660.62
06/30/2016	5,730.659 shs John Hancock Fds III Dis VI		100,000.00	
06/30/2016	5,730.659 shs John Hancock Fds III Dis VI	99,942.69		57.31
06/30/2016	60 shs Adobe Sys Inc		5,935.40	
06/30/2016	60 shs Adobe Sys Inc	4,877.07		1,058.33



**The Parker Foundation****FEIN 51-0141231****Capital Gains and Losses****October 1, 2015 through September 30, 2016**

<u>Date</u>	<u>Name</u>	<u>Cost</u>	<u>Proceeds</u>	<u>Gain/Loss</u>
06/30/2016	30 shs Alexion Pharmaceuticals Inc		3,715.59	
06/30/2016	30 shs Alexion Pharmaceuticals Inc	4,806.54		-1,090.95
06/30/2016	10 shs Alphabet Inc Cl A		7,069.65	
06/30/2016	10 shs Alphabet Inc Cl A	4,258.39		2,811.26
06/30/2016	5 shs Alphabet Inc Cl C		3,471.49	
06/30/2016	5 shs Alphabet Inc Cl C	3,059.17		412.32
06/30/2016	10 shs Amazon.com Inc		7,144.12	
06/30/2016	10 shs Amazon.com Inc	6,028.74		1,115.38
06/30/2016	20 shs Athenahealth Inc		2,601.50	
06/30/2016	20 shs Athenahealth Inc	2,532.67		68.83
06/30/2016	10 shs Biogen Inc		2,333.19	
06/30/2016	10 shs Biogen Inc	2,689.67		-356.48
06/30/2016	40 shs Biomarin Pharmaceutical Inc		3,233.08	
06/30/2016	40 shs Biomarin Pharmaceutical Inc	4,069.01		-835.93
06/30/2016	40 shs Biomarin Pharmaceutical Inc		2,450.86	
06/30/2016	40 shs Biomarin Pharmaceutical Inc	2,145.60		305.26
06/30/2016	10 shs Chipotle Mexican Grill Inc		3,909.96	
06/30/2016	10 shs Chipotle Mexican Grill Inc	5,398.63		-1,488.67
06/30/2016	30 shs Edwards Lifesciences Corp		2,959.48	
06/30/2016	30 shs Edwards Lifesciences Corp	2,315.62		643.86
06/30/2016	100 shs Facebook Inc A		11,436.38	
06/30/2016	100 shs Facebook Inc A	7,902.27		3,534.11
06/30/2016	20 shs Illumina Inc		2,773.63	
06/30/2016	20 shs Illumina Inc	4,431.49		-1,657.86
06/30/2016	25 shs Incyte Corp		1,914.05	
06/30/2016	25 shs Incyte Corp	2,900.96		-986.91
06/30/2016	195 shs Lendingclub Corp		945.56	
06/30/2016	195 shs Lendingclub Corp	4,495.72		-3,550.16
06/30/2016	25 shs Linkedin Corp Com Cl A		4,771.57	
06/30/2016	25 shs Linkedin Corp Com Cl A	5,596.84		-825.27
06/30/2016	8 shs Linkedin Corp A		1,522.75	
06/30/2016	8 shs Linkedin Corp A	1,784.00		-261.25
06/30/2016	24 shs Linkedin Corp A		4,569.47	
06/30/2016	24 shs Linkedin Corp A	5,352.00		-782.53
06/30/2016	38 shs Linkedin Corp A		7,219.10	
06/30/2016	38 shs Linkedin Corp A	8,474.00		-1,254.90
06/30/2016	13 shs Linkedin Corp A		2,470.98	
06/30/2016	13 shs Linkedin Corp A	2,899.00		-428.02
06/30/2016	19 shs Linkedin Corp A		3,598.72	
06/30/2016	19 shs Linkedin Corp A	4,237.00		-638.28
06/30/2016	7 shs Linkedin Corp A		1,325.86	

**The Parker Foundation****FEIN 51-0141231****Capital Gains and Losses****October 1, 2015 through September 30, 2016**

<u>Date</u>	<u>Name</u>	<u>Cost</u>	<u>Proceeds</u>	<u>Gain/Loss</u>
06/30/2016	7 shs Linkedin Corp A	1,559.55		-233.69
06/30/2016	23 shs Linkedin Corp Com Cl A		4,361.96	
06/30/2016	23 shs Linkedin Corp Com Cl A	5,076.55		-714.59
06/30/2016	20 shs Linkedin Corp A		3,792.34	
06/30/2016	20 shs Linkedin Corp A	4,383.18		-590.84
06/30/2016	3 shs Linkedin Corp A		569.43	
06/30/2016	3 shs Linkedin Corp A	648.41		-78.98
06/30/2016	30 shs Monsanto Co		3,239.54	
06/30/2016	30 shs Monsanto Co	3,088.13		151.41
06/30/2016	45 shs Netflix Com Inc		4,090.10	
06/30/2016	45 shs Netflix Com Inc	5,437.26		-1,347.16
06/30/2016	25 shs Palo Alto Networks Inc		3,156.47	
06/30/2016	25 shs Palo Alto Networks Inc	4,106.96		-950.49
06/30/2016	7 shs Regeneron Pharmaceuticals Inc		2,409.58	
06/30/2016	7 shs Regeneron Pharmaceuticals Inc	395.70		2,013.88
06/30/2016	130 shs Salesforce Com Inc		10,581.16	
06/30/2016	130 shs Salesforce Com Inc	5,310.88		5,270.28
06/30/2016	115 shs Schwab Charles Corp		3,260.82	
06/30/2016	115 shs Schwab Charles Corp	2,885.55		375.27
06/30/2016	60 shs Splunk Inc		3,557.08	
06/30/2016	60 shs Splunk Inc	3,609.74		-52.66
06/30/2016	4 shs The Priceline Group Inc		5,342.50	
06/30/2016	4 shs The Priceline Group Inc	2,991.45		2,351.05
06/30/2016	35 shs Under Armour Inc		1,218.79	
06/30/2016	35 shs Under Armour Inc	1,630.19		-411.40
06/30/2016	35 shs Under Armour Inc Cl A		1,338.72	
06/30/2016	35 shs Under Armour Inc Cl A	1,673.13		-334.41
06/30/2016	160 shs Visa Inc Class A		12,366.34	
06/30/2016	160 shs Visa Inc Class A	7,012.61		5,353.73
06/30/2016	70 shs Alibaba Group Holding Ltd A D R		5,523.84	
06/30/2016	70 shs Alibaba Group Holding Ltd A D R	6,631.40		-1,107.56
06/30/2016	10 shs Baidu Com Inc A D R		1,633.25	
06/30/2016	10 shs Baidu Com Inc A D R	960.00		673.25
06/30/2016	55 shs Mobileye Nv		2,241.79	
06/30/2016	55 shs Mobileye Nv	3,359.35		-1,117.56
06/30/2016	40 shs Schlumberger Ltd		3,148.73	
06/30/2016	40 shs Schlumberger Ltd	2,720.83		427.90
06/30/2016	20 shs Alphabet Inc Cl C		14,688.27	
06/30/2016	20 shs Alphabet Inc Cl C	14,475.77		212.50
06/30/2016	15 shs Alphabet Inc Cl C		10,402.70	
06/30/2016	15 shs Alphabet Inc Cl C	10,566.73		-164.03

**The Parker Foundation****FEIN 51-0141231****Capital Gains and Losses****October 1, 2015 through September 30, 2016**

<u>Date</u>	<u>Name</u>	<u>Cost</u>	<u>Proceeds</u>	<u>Gain/Loss</u>
06/30/2016	5 shs Amazon Com Inc		3,586.48	
06/30/2016	5 shs Amazon Com Inc	2,746.84		839.64
06/30/2016	5 shs Amazon Com Inc		3,570.10	
06/30/2016	5 shs Amazon Com Inc	2,746.84		823.26
06/30/2016	10 shs Amazon Com Inc		7,048.05	
06/30/2016	10 shs Amazon Com Inc	5,430.33		1,617.72
06/30/2016	100 shs AMC Networks Inc A W I		5,977.89	
06/30/2016	100 shs AMC Networks Inc A W I	6,998.53		-1,020.64
06/30/2016	50 shs Apple Inc		4,898.90	
06/30/2016	50 shs Apple Inc	4,870.53		28.37
06/30/2016	50 shs Apple Inc		4,935.41	
06/30/2016	50 shs Apple Inc	4,805.05		130.36
06/30/2016	50 shs Apple Inc		4,962.08	
06/30/2016	50 shs Apple Inc	4,737.09		224.99
06/30/2016	100 shs Apple Inc		9,922.42	
06/30/2016	100 shs Apple Inc	9,344.96		577.46
06/30/2016	50 shs Apple Inc		4,800.18	
06/30/2016	50 shs Apple Inc	3,037.02		1,763.16
06/30/2016	100 shs Cheesecake Factory Inc		4,922.39	
06/30/2016	100 shs Cheesecake Factory Inc	3,389.86		1,532.53
06/30/2016	150 shs Cheesecake Factory Inc		7,363.81	
06/30/2016	150 shs Cheesecake Factory Inc	5,084.79		2,279.02
06/30/2016	150 shs Cheesecake Factory Inc		7,412.20	
06/30/2016	150 shs Cheesecake Factory Inc	5,084.79		2,327.41
06/30/2016	300 shs Cheesecake Factory Inc		14,682.84	
06/30/2016	300 shs Cheesecake Factory Inc	10,169.58		4,513.26
06/30/2016	100 shs Cheesecake Factory Inc		4,746.11	
06/30/2016	100 shs Cheesecake Factory Inc	3,389.86		1,356.25
06/30/2016	125 shs Comcast Corp Cl A		7,813.68	
06/30/2016	125 shs Comcast Corp Cl A	7,687.84		125.84
06/30/2016	75 shs Comcast Corp Cl A		4,674.45	
06/30/2016	75 shs Comcast Corp Cl A	4,612.70		61.75
06/30/2016	75 shs Disney Walt Co		7,421.29	
06/30/2016	75 shs Disney Walt Co	7,626.04		-204.75
06/30/2016	25 shs Facebook Inc A		2,852.82	
06/30/2016	25 shs Facebook Inc A	2,691.17		161.65
06/30/2016	100 shs Lululemon Athletica Inc		6,708.99	
06/30/2016	100 shs Lululemon Athletica Inc	5,724.28		984.71
06/30/2016	50 shs Lululemon Athletica Inc		3,575.91	
06/30/2016	50 shs Lululemon Athletica Inc	2,651.37		924.54
06/30/2016	75 shs Lululemon Athletica Inc		5,415.09	

**The Parker Foundation****FEIN 51-0141231****Capital Gains and Losses****October 1, 2015 through September 30, 2016**

<u>Date</u>	<u>Name</u>	<u>Cost</u>	<u>Proceeds</u>	<u>Gain/Loss</u>
06/30/2016	75 shs Lululemon Athletica Inc	3,956.12		1,458.97
06/30/2016	50 shs Lululemon Athletica Inc		3,537.39	
06/30/2016	50 shs Lululemon Athletica Inc	2,630.44		906.95
06/30/2016	50 shs Lululemon Athletica Inc		3,525.06	
06/30/2016	50 shs Lululemon Athletica Inc	2,606.15		918.91
06/30/2016	50 shs Lululemon Athletica Inc		3,572.85	
06/30/2016	50 shs Lululemon Athletica Inc	2,603.79		969.06
06/30/2016	100 shs Lululemon Athletica Inc		7,149.59	
06/30/2016	100 shs Lululemon Athletica Inc	5,192.18		1,957.41
06/30/2016	75 shs Lululemon Athletica Inc		5,379.84	
06/30/2016	75 shs Lululemon Athletica Inc	3,870.18		1,509.66
06/30/2016	125 shs Lululemon Athletica Inc		8,450.30	
06/30/2016	125 shs Lululemon Athletica Inc	6,380.96		2,069.34
06/30/2016	50 shs Lululemon Athletica Inc		3,502.42	
06/30/2016	50 shs Lululemon Athletica Inc	2,533.89		968.53
06/30/2016	50 shs McDonalds Corp		6,128.23	
06/30/2016	50 shs McDonalds Corp	6,054.41		73.82
06/30/2016	25 shs Nike Inc		1,369.70	
06/30/2016	25 shs Nike Inc	1,493.05		-123.35
06/30/2016	25 shs Starbucks Corp		1,392.94	
06/30/2016	25 shs Starbucks Corp	1,425.43		-32.49
06/30/2016	5 shs The Priceline Group Inc		6,563.43	
06/30/2016	5 shs The Priceline Group Inc	5,585.37		978.06
06/30/2016	5 shs The Priceline Group Inc		6,687.57	
06/30/2016	5 shs The Priceline Group Inc	5,563.29		1,124.28
06/30/2016	5 shs The Priceline Group Inc		6,839.65	
06/30/2016	5 shs The Priceline Group Inc	5,563.30		1,276.35
06/30/2016	100 shs Time Warner Inc		7,639.16	
06/30/2016	100 shs Time Warner Inc	8,196.13		-556.97
06/30/2016	100 shs Time Warner Inc		7,200.66	
06/30/2016	100 shs Time Warner Inc	6,970.00		230.66
06/30/2016	100 shs United Parcel Service Cl B		10,429.39	
06/30/2016	100 shs United Parcel Service Cl B	9,903.51		525.88
06/30/2016	25 shs United Parcel Service Inc Cl B		2,616.03	
06/30/2016	25 shs United Parcel Service Inc Cl B	2,457.46		158.57
06/30/2016	75 shs United Parcel Service Cl B		7,994.45	
06/30/2016	75 shs United Parcel Service Cl B	7,348.17		646.28
06/30/2016	50 shs Visa Inc Cl A		3,864.62	
06/30/2016	50 shs Visa Inc Cl A	3,565.93		298.69
06/30/2016	125 shs Wal Mart Stores Inc		8,881.24	
06/30/2016	125 shs Wal Mart Stores Inc	8,013.32		867.92

**The Parker Foundation****FEIN 51-0141231****Capital Gains and Losses****October 1, 2015 through September 30, 2016**

<u>Date</u>	<u>Name</u>	<u>Cost</u>	<u>Proceeds</u>	<u>Gain/Loss</u>
06/30/2016	75 shs Wal Mart Stores Inc		5,353.40	
06/30/2016	75 shs Wal Mart Stores Inc	4,791.96		561.44
06/30/2016	125 shs Williams Sonoma Inc		6,521.20	
06/30/2016	125 shs Williams Sonoma Inc	9,439.59		-2,918.39
06/30/2016	125 shs Carnival Corp		6,077.81	
06/30/2016	125 shs Carnival Corp	6,497.89		-420.08
06/30/2016	50 shs Diageo Plc Sponsored A D R		5,422.81	
06/30/2016	50 shs Diageo Plc Sponsored A D R	5,924.67		-501.86
06/30/2016	50 shs Heineken Nv Spon A D R		2,275.73	
06/30/2016	50 shs Heineken Nv Spon A D R	2,335.16		-59.43
06/30/2016	50 shs Lvmh Moet Hennessy A D R		1,620.72	
06/30/2016	50 shs Lvmh Moet Hennessy A D R	1,699.11		-78.39
06/30/2016	125 shs Nestle Sa Sponsored A D R		9,377.23	
06/30/2016	125 shs Nestle Sa Sponsored A D R	9,501.36		-124.13
07/31/2016	.7202 shs Under Armour Inc		26.73	
07/31/2016	.7202 shs Under Armour Inc	33.54		-6.81
07/31/2016	5 shs Alphabet Inc Cl C		3,706.65	
07/31/2016	5 shs Alphabet Inc Cl C	2,618.77		1,087.88
07/31/2016	5 shs Alphabet Inc Cl C		3,720.13	
07/31/2016	5 shs Alphabet Inc Cl C	2,615.56		1,104.57
07/31/2016	10 shs Alphabet Inc Cl C		7,775.62	
07/31/2016	10 shs Alphabet Inc Cl C	5,209.83		2,565.79
07/31/2016	5 shs Amazon Com Inc		3,772.57	
07/31/2016	5 shs Amazon Com Inc	1,436.37		2,336.20
07/31/2016	5 shs Amazon Com Inc		3,716.72	
07/31/2016	5 shs Amazon Com Inc	1,436.37		2,280.35
07/31/2016	25 shs Apple Inc		2,515.78	
07/31/2016	25 shs Apple Inc	1,518.51		997.27
07/31/2016	75 shs Apple Inc		7,400.59	
07/31/2016	75 shs Apple Inc	4,555.52		2,845.07
07/31/2016	50 shs Apple Inc		5,195.43	
07/31/2016	50 shs Apple Inc	3,037.02		2,158.41
07/31/2016	75 shs Comcast Corp Cl A		5,005.27	
07/31/2016	75 shs Comcast Corp Cl A	4,612.70		392.57
07/31/2016	25 shs Facebook Inc A		3,040.63	
07/31/2016	25 shs Facebook Inc A	2,691.17		349.46
07/31/2016	75 shs Facebook Inc A		9,168.75	
07/31/2016	75 shs Facebook Inc A	7,980.11		1,188.64
07/31/2016	50 shs Lululemon Athletica Inc		3,737.62	
07/31/2016	50 shs Lululemon Athletica Inc	2,493.90		1,243.72
07/31/2016	50 shs Lululemon Athletica Inc		3,813.99	

**The Parker Foundation****FEIN 51-0141231****Capital Gains and Losses****October 1, 2015 through September 30, 2016**

<u>Date</u>	<u>Name</u>	<u>Cost</u>	<u>Proceeds</u>	<u>Gain/Loss</u>
07/31/2016	50 shs Lululemon Athletica Inc	2,493.89		1,320.10
07/31/2016	75 shs Lululemon Athletica Inc		5,815.53	
07/31/2016	75 shs Lululemon Athletica Inc	3,614.54		2,200.99
07/31/2016	25 shs United Parcel Service Inc Cl B		2,786.87	
07/31/2016	25 shs United Parcel Service Inc Cl B	2,437.04		349.83
07/31/2016	50 shs Diageo Plc Sponsored A D R		5,677.87	
07/31/2016	50 shs Diageo Plc Sponsored A D R	5,924.68		-246.81
07/31/2016	50 shs Diageo Plc Sponsored A D R		5,851.10	
07/31/2016	50 shs Diageo Plc Sponsored A D R	5,901.20		-50.10
08/31/2016	70,541.761 shs John Hancock Fds III DisVI		1,250,000.00	
08/31/2016	70,541.761 shs John Hancock Fds III DisVI	1,177,928.33		72,071.67
08/31/2016	310 shs Adobe Sys Inc		29,831.38	
08/31/2016	310 shs Adobe Sys Inc	22,353.98		7,477.40
08/31/2016	145 shs Alexion Pharmaceuticals Inc		19,354.89	
08/31/2016	145 shs Alexion Pharmaceuticals Inc	13,514.60		5,840.29
08/31/2016	45 shs Alphabet Inc Cl A		35,980.98	
08/31/2016	45 shs Alphabet Inc Cl A	3,994.39		31,986.59
08/31/2016	22 shs Alphabet Inc Cl C		16,979.33	
08/31/2016	22 shs Alphabet Inc Cl C	1,941.24		15,038.09
08/31/2016	55 shs Amazon Com Inc		41,776.80	
08/31/2016	55 shs Amazon Com Inc	30,560.70		11,216.10
08/31/2016	100 shs Athenahealth Inc		12,467.22	
08/31/2016	100 shs Athenahealth Inc	7,838.46		4,628.76
08/31/2016	60 shs Biogen Inc		19,112.88	
08/31/2016	60 shs Biogen Inc	10,536.01		8,576.87
08/31/2016	225 shs Biomarin Pharmaceutical Inc		22,233.38	
08/31/2016	225 shs Biomarin Pharmaceutical Inc	14,296.62		7,936.76
08/31/2016	245 shs Cerner Corporation		15,159.47	
08/31/2016	245 shs Cerner Corporation	8,744.78		6,414.69
08/31/2016	40 shs Chipotle Mexican Grill Inc		16,074.24	
08/31/2016	40 shs Chipotle Mexican Grill Inc	16,903.72		-829.48
08/31/2016	185 shs Edwards Lifesciences Corp		21,020.16	
08/31/2016	185 shs Edwards Lifesciences Corp	13,864.20		7,155.96
08/31/2016	535 shs Facebook Inc A		65,734.33	
08/31/2016	535 shs Facebook Inc A	15,309.34		50,424.99
08/31/2016	140 shs Illumina Inc		23,440.79	
08/31/2016	140 shs Illumina Inc	30,730.28		-7,289.49
08/31/2016	135 shs Incyte Corp		11,991.10	
08/31/2016	135 shs Incyte Corp	15,305.06		-3,313.96
08/31/2016	1,060 shs Lendingclub Corp		4,684.56	
08/31/2016	1,060 shs Lendingclub Corp	21,774.15		-17,089.59

**The Parker Foundation****FEIN 51-0141231****Capital Gains and Losses****October 1, 2015 through September 30, 2016**

<u>Date</u>	<u>Name</u>	<u>Cost</u>	<u>Proceeds</u>	<u>Gain/Loss</u>
08/31/2016	105 shs Linkedin Corp A		20,210.47	
08/31/2016	105 shs Linkedin Corp A	21,880.91		-1,670.44
08/31/2016	7 shs Linkedin Corp A		1,346.02	
08/31/2016	7 shs Linkedin Corp A	1,419.21		-73.19
08/31/2016	14 shs Linkedin Corp A		2,692.87	
08/31/2016	14 shs Linkedin Corp A	2,711.45		-18.58
08/31/2016	19 shs Linkedin Corp A		3,651.03	
08/31/2016	19 shs Linkedin Corp A	3,551.66		99.37
08/31/2016	1 sh Linkedin Corp A		192.25	
08/31/2016	1 sh Linkedin Corp A	186.93		5.32
08/31/2016	25 shs Linkedin Corp A		4,805.78	
08/31/2016	25 shs Linkedin Corp A	4,595.75		210.03
08/31/2016	4 shs Linkedin Corp A		767.59	
08/31/2016	4 shs Linkedin Corp A	697.35		70.24
08/31/2016	2 shs Linkedin Corp A		383.52	
08/31/2016	2 shs Linkedin Corp A	348.67		34.85
08/31/2016	3 shs Linkedin Corp A		575.49	
08/31/2016	3 shs Linkedin Corp A	523.01		52.48
08/31/2016	3 shs Linkedin Corp A		575.75	
08/31/2016	3 shs Linkedin Corp A	523.01		52.74
08/31/2016	3 shs Linkedin Corp A		575.45	
08/31/2016	3 shs Linkedin Corp A	523.01		52.44
08/31/2016	3 shs Linkedin Corp A		574.89	
08/31/2016	3 shs Linkedin Corp A	523.01		51.88
08/31/2016	1 sh Linkedin Corp A		191.66	
08/31/2016	1 sh Linkedin Corp A	174.34		17.32
08/31/2016	180 shs Monsanto Co		18,956.28	
08/31/2016	180 shs Monsanto Co	18,455.85		500.43
08/31/2016	240 shs Netflix Com Inc		22,472.91	
08/31/2016	240 shs Netflix Com Inc	28,251.17		-5,778.26
08/31/2016	140 shs Palo Alto Networks Inc		17,847.51	
08/31/2016	140 shs Palo Alto Networks Inc	22,709.15		-4,861.64
08/31/2016	50 shs Regeneron Pharmaceuticals Inc.		21,681.27	
08/31/2016	50 shs Regeneron Pharmaceuticals Inc.	2,804.94		18,876.33
08/31/2016	685 shs Salesforce Com Inc		55,103.13	
08/31/2016	685 shs Salesforce Com Inc	7,029.82		48,073.31
08/31/2016	615 shs Schwab Charles Corp		17,086.90	
08/31/2016	615 shs Schwab Charles Corp	15,176.92		1,909.98
08/31/2016	300 shs Splunk Inc		18,016.10	
08/31/2016	300 shs Splunk Inc	14,270.72		3,745.38
08/31/2016	25 shs The Priceline Group Inc		33,464.64	

**The Parker Foundation****FEIN 51-0141231****Capital Gains and Losses****October 1, 2015 through September 30, 2016**

<u>Date</u>	<u>Name</u>	<u>Cost</u>	<u>Proceeds</u>	<u>Gain/Loss</u>
08/31/2016	25 shs The Priceline Group Inc	22,151.34		11,313.30
08/31/2016	200 shs Under Armour Inc		6,898.84	
08/31/2016	200 shs Under Armour Inc	9,144.76		-2,245.92
08/31/2016	195 shs Under Armour Inc Cl A		7,442.00	
08/31/2016	195 shs Under Armour Inc Cl A	9,161.18		-1,719.18
08/31/2016	860 shs Visa Inc Class A Shares		67,234.28	
08/31/2016	860 shs Visa Inc Class A Shares	9,460.00		57,774.28
08/31/2016	390 shs Alibaba Group Holding Ltd ADR		32,648.01	
08/31/2016	390 shs Alibaba Group Holding Ltd ADR	34,006.25		-1,358.24
08/31/2016	150 shs Baidu Com Inc ADR		24,145.72	
08/31/2016	150 shs Baidu Com Inc ADR	14,254.40		9,891.32
08/31/2016	305 shs Mobileye Nv		13,885.91	
08/31/2016	305 shs Mobileye Nv	17,835.42		-3,949.51
08/31/2016	195 shs Schlumberger Ltd		15,325.68	
08/31/2016	195 shs Schlumberger Ltd	12,472.90		2,852.78
08/31/2016	5 shs Alphabet Inc Cl C		3,883.81	
08/31/2016	5 shs Alphabet Inc Cl C	2,594.46		1,289.35
08/31/2016	50 shs Alphabet Inc Cl C		38,560.64	
08/31/2016	50 shs Alphabet Inc Cl C	25,623.54		12,937.10
08/31/2016	10 shs Alphabet Inc Cl C		7,749.62	
08/31/2016	10 shs Alphabet Inc Cl C	5,049.17		2,700.45
08/31/2016	15 shs Amazon Com Inc		11,403.29	
08/31/2016	15 shs Amazon Com Inc	4,309.11		7,094.18
08/31/2016	600 shs AMC Networks Inc AWI		32,897.10	
08/31/2016	600 shs AMC Networks Inc AWI	36,541.23		-3,644.13
08/31/2016	325 shs Apple Inc		34,015.38	
08/31/2016	325 shs Apple Inc	19,670.05		14,345.33
08/31/2016	625 shs Comcast Corp Class A		41,917.83	
08/31/2016	625 shs Comcast Corp Class A	38,369.74		3,548.09
08/31/2016	450 shs Disney Walt Co		42,735.56	
08/31/2016	450 shs Disney Walt Co	44,276.89		-1,541.33
08/31/2016	100 shs Facebook Inc A		12,292.73	
08/31/2016	100 shs Facebook Inc A	10,115.22		2,177.51
08/31/2016	250 shs Lululemon Athletica Inc		19,342.07	
08/31/2016	250 shs Lululemon Athletica Inc	11,353.74		7,988.33
08/31/2016	50 shs Lululemon Athletica Inc		4,030.90	
08/31/2016	50 shs Lululemon Athletica Inc	2,218.84		1,812.06
08/31/2016	200 shs Marriott Intl Inc		14,056.69	
08/31/2016	200 shs Marriott Intl Inc	13,426.09		630.60
08/31/2016	325 shs McDonalds Corp		38,248.41	
08/31/2016	325 shs McDonalds Corp	33,682.00		4,566.41



**The Parker Foundation****FEIN 51-0141231****Capital Gains and Losses****October 1, 2015 through September 30, 2016**

<u>Date</u>	<u>Name</u>	<u>Cost</u>	<u>Proceeds</u>	<u>Gain/Loss</u>
08/31/2016	350 shs Microsoft Corp		19,813.06	
08/31/2016	350 shs Microsoft Corp	17,547.01		2,266.05
08/31/2016	350 shs Nike Inc		19,270.57	
08/31/2016	350 shs Nike Inc	20,419.17		-1,148.60
08/31/2016	375 shs Paypal Holdings Inc		13,709.70	
08/31/2016	375 shs Paypal Holdings Inc	14,449.54		-739.84
08/31/2016	300 shs Starbucks Corp		17,033.62	
08/31/2016	300 shs Starbucks Corp	16,842.13		191.49
08/31/2016	30 shs Priceline Group Inc		40,076.42	
08/31/2016	30 shs Priceline Group Inc	32,943.61		7,132.81
08/31/2016	575 shs Time Warner Inc		43,664.54	
08/31/2016	575 shs Time Warner Inc	32,644.82		11,019.72
08/31/2016	100 shs Time Warner Inc		7,811.82	
08/31/2016	100 shs Time Warner Inc	5,003.67		2,808.15
08/31/2016	75 shs Time Warner Inc		6,058.83	
08/31/2016	75 shs Time Warner Inc	3,752.75		2,306.08
08/31/2016	50 shs Time Warner Inc		4,052.30	
08/31/2016	50 shs Time Warner Inc	2,501.83		1,550.47
08/31/2016	50 shs Time Warner Inc		4,039.90	
08/31/2016	50 shs Time Warner Inc	2,501.83		1,538.07
08/31/2016	350 shs United Parcel Service Inc Cl B		37,575.18	
08/31/2016	350 shs United Parcel Service Inc Cl B	34,097.86		3,477.32
08/31/2016	375 shs Visa Inc Class A Shares		29,316.86	
08/31/2016	375 shs Visa Inc Class A Shares	21,498.12		7,818.74
08/31/2016	525 shs Wal Mart Stores Inc		38,272.66	
08/31/2016	525 shs Wal Mart Stores Inc	33,478.88		4,793.78
08/31/2016	850 shs Williams Sonoma Inc		43,992.58	
08/31/2016	850 shs Williams Sonoma Inc	53,099.32		-9,106.74
08/31/2016	275 shs Williams Sonoma Inc		15,284.74	
08/31/2016	275 shs Williams Sonoma Inc	14,265.41		1,019.33
08/31/2016	700 shs Carnival Corp		31,730.30	
08/31/2016	700 shs Carnival Corp	35,732.26		-4,001.96
08/31/2016	325 shs Diageo Plc Sponsored ADR		37,718.67	
08/31/2016	325 shs Diageo Plc Sponsored ADR	38,292.48		-573.81
08/31/2016	375 shs Heineken Nv Spon ADR		16,908.38	
08/31/2016	375 shs Heineken Nv Spon ADR	17,503.25		-594.87
08/31/2016	1,100 shs Lvmh Moet Hennessy ADR		36,838.19	
08/31/2016	1,100 shs Lvmh Moet Hennessy ADR	37,246.73		-408.54
08/31/2016	450 shs Nestle Sa Sponsored ADR		35,895.71	
08/31/2016	450 shs Nestle Sa Sponsored ADR	31,676.60		4,219.11
08/31/2016	50 shs Nestle Sa Sponsored ADR		4,087.74	

**The Parker Foundation****FEIN 51-0141231****Capital Gains and Losses****October 1, 2015 through September 30, 2016**

<u>Date</u>	<u>Name</u>	<u>Cost</u>	<u>Proceeds</u>	<u>Gain/Loss</u>
08/31/2016	50 shs Nestle Sa Sponsored ADR	3,476.08		611.66
09/30/2016	23 shs Linkedin Corp A		4,425.62	
09/30/2016	23 shs Linkedin Corp A	4,001.76		423.86
09/30/2016	22 shs Linkedin Corp A		4,232.47	
09/30/2016	22 shs Linkedin Corp A	3,776.80		455.67
09/30/2016	1 sh Linkedin Corp A		192.39	
09/30/2016	1 sh Linkedin Corp A	171.67		20.72
09/30/2016	19 shs Linkedin Corp A		3,654.31	
09/30/2016	19 shs Linkedin Corp A	3,128.46		525.85
09/30/2016	28 shs Linkedin Corp A		5,385.49	
09/30/2016	28 shs Linkedin Corp A	4,149.81		1,235.68
09/30/2016	27 shs Linkedin Corp A		5,190.44	
09/30/2016	27 shs Linkedin Corp A	3,952.32		1,238.12
09/30/2016	19 shs Linkedin Corp A		3,654.48	
09/30/2016	19 shs Linkedin Corp A	2,749.48		905.00
09/30/2016	11 shs Linkedin Corp A		2,116.80	
09/30/2016	11 shs Linkedin Corp A	1,560.26		556.54
09/30/2016	5 shs Alphabet Inc Cl C		3,922.70	
09/30/2016	5 shs Alphabet Inc Cl C	2,486.18		1,436.52
09/30/2016	5 shs Alphabet Inc Cl C		3,891.90	
09/30/2016	5 shs Alphabet Inc Cl C	2,486.18		1,405.72
09/30/2016	125 shs Apple Inc		13,459.03	
09/30/2016	125 shs Apple Inc	7,561.39		5,897.64
09/30/2016	75 shs Apple Inc		7,835.83	
09/30/2016	75 shs Apple Inc	4,535.62		3,300.21
09/30/2016	75 shs Apple Inc		7,857.65	
09/30/2016	75 shs Apple Inc	4,534.22		3,323.43
09/30/2016	150 shs Apple Inc		16,223.19	
09/30/2016	150 shs Apple Inc	8,849.39		7,373.80
09/30/2016	50 shs Apple Inc		5,544.27	
09/30/2016	50 shs Apple Inc	2,931.54		2,612.73
09/30/2016	50 shs Apple Inc		5,746.02	
09/30/2016	50 shs Apple Inc	2,912.65		2,833.37
09/30/2016	25 shs Facebook Inc A		3,279.71	
09/30/2016	25 shs Facebook Inc A	2,267.98		1,011.73
09/30/2016	100 shs McDonalds Corp		11,568.50	
09/30/2016	100 shs McDonalds Corp	10,623.52		944.98
09/30/2016	5 shs The Priceline Group Inc		7,346.85	
09/30/2016	5 shs The Priceline Group Inc	5,456.95		1,889.90
09/30/2016	25 shs United Parcel Service Inc Cl B		2,749.19	
09/30/2016	25 shs United Parcel Service Inc Cl B	2,435.07		314.12

**The Parker Foundation**

**FEIN 51-0141231**

**Capital Gains and Losses**

**October 1, 2015 through September 30, 2016**

<u>Date</u>	<u>Name</u>	<u>Cost</u>	<u>Proceeds</u>	<u>Gain/Loss</u>
09/30/2016	75 shs Visa Inc Class A Shares		6,134.95	
09/30/2016	75 shs Visa Inc Class A Shares	3,918.08		2,216.87
09/30/2016	50 shs Visa Inc Class A Shares		4,153.60	
09/30/2016	50 shs Visa Inc Class A Shares	2,612.05		1,541.55
09/30/2016	50 shs Visa Inc Class A Shares		4,148.92	
09/30/2016	50 shs Visa Inc Class A Shares	2,611.38		1,537.54
09/30/2016	125 shs Visa Inc Class A Shares		10,211.12	
09/30/2016	125 shs Visa Inc Class A Shares	6,513.92		3,697.20
09/30/2016	50 shs Visa Inc Class A Shares		4,130.19	
09/30/2016	50 shs Visa Inc Class A Shares	2,604.18		1,526.01
09/30/2016	50 shs Visa Inc Class A Shares		4,094.61	
09/30/2016	50 shs Visa Inc Class A Shares	2,604.04		1,490.57
09/30/2016	50 shs Visa Inc Class A Shares		4,119.97	
09/30/2016	50 shs Visa Inc Class A Shares	2,603.84		1,516.13
09/30/2016	50 shs Diageo Plc Sponsored A D R		5,823.01	
09/30/2016	50 shs Diageo Plc Sponsored A D R	5,891.15		-68.14
09/30/2016	25 shs Diageo Plc Sponsored A D R		2,920.80	
09/30/2016	25 shs Diageo Plc Sponsored A D R	2,945.57		-24.77
		<u>10,135,304.58</u>	<u>10,381,474.69</u>	<u>246,170.11</u>
		<u>10,135,304.58</u>	<u>10,381,474.69</u>	<u>246,170.11</u>

COPY

**Part VI Excise Tax Based on Investment Income (Section 4940(a), 4940(b), 4940(e), or 4948 - see instructions)**

1a Exempt operating foundations described in section 4940(d)(2), check here <input type="checkbox"/> and enter "N/A" on line 1. Date of ruling or determination letter: _____ (attach copy of letter if necessary-see instructions)			
b Domestic foundations that meet the section 4940(e) requirements in Part V, check here <input checked="" type="checkbox"/> and enter 1% of Part I, line 27b		1	15,801.
c All other domestic foundations enter 2% of line 27b. Exempt foreign organizations enter 4% of Part I, line 12, col. (b).			
2 Tax under section 511 (domestic section 4947(a)(1) trusts and taxable foundations only. Others enter -0-)		2	0.
3 Add lines 1 and 2		3	15,801.
4 Subtitle A (income) tax (domestic section 4947(a)(1) trusts and taxable foundations only. Others enter -0-)		4	0.
5 Tax based on investment income. Subtract line 4 from line 3. If zero or less, enter -0-		5	15,801.
6 Credits/Payments:			
a 2015 estimated tax payments and 2014 overpayment credited to 2015	6a	13,026.	
b Exempt foreign organizations - tax withheld at source	6b		
c Tax paid with application for extension of time to file (Form 8868)	6c	8,000.	
d Backup withholding erroneously withheld	6d		
7 Total credits and payments. Add lines 6a through 6d	7	21,026.	
8 Enter any penalty for underpayment of estimated tax. Check here <input checked="" type="checkbox"/> if Form 2220 is attached	8		
9 Tax due. If the total of lines 5 and 8 is more than line 7, enter amount owed	9		
10 Overpayment. If line 7 is more than the total of lines 5 and 8, enter the amount overpaid	10	5,225.	
11 Enter the amount of line 10 to be: Credited to 2016 estimated tax <input checked="" type="checkbox"/> 5,225. Refunded <input type="checkbox"/>	11	0.	

**Part VII-A Statements Regarding Activities**

	Yes	No
1a During the tax year, did the foundation attempt to influence any national, state, or local legislation or did it participate or intervene in any political campaign?		X
b Did it spend more than \$100 during the year (either directly or indirectly) for political purposes (see instructions for the definition)? <i>If the answer is "Yes" to 1a or 1b, attach a detailed description of the activities and copies of any materials published or distributed by the foundation in connection with the activities.</i>		X
c Did the foundation file Form 1120-POL for this year?		X
d Enter the amount (if any) of tax on political expenditures (section 4955) imposed during the year: (1) On the foundation. <input checked="" type="checkbox"/> \$ 0. (2) On foundation managers. <input checked="" type="checkbox"/> \$ 0.		
e Enter the reimbursement (if any) paid by the foundation during the year for political expenditure tax imposed on foundation managers. <input checked="" type="checkbox"/> \$ 0.		
2 Has the foundation engaged in any activities that have not previously been reported to the IRS? <i>If "Yes," attach a detailed description of the activities.</i>		X
3 Has the foundation made any changes, not previously reported to the IRS, in its governing instrument, articles of incorporation, or bylaws, or other similar instruments? <i>If "Yes," attach a conformed copy of the changes</i>		X
4a Did the foundation have unrelated business gross income of \$1,000 or more during the year?	X	
b If "Yes," has it filed a tax return on Form 990-T for this year?	X	
5 Was there a liquidation, termination, dissolution, or substantial contraction during the year? <i>If "Yes," attach the statement required by General Instruction T.</i>		X
6 Are the requirements of section 508(e) (relating to sections 4941 through 4945) satisfied either: • By language in the governing instrument, or • By state legislation that effectively amends the governing instrument so that no mandatory directions that conflict with the state law remain in the governing instrument?	X	
7 Did the foundation have at least \$5,000 in assets at any time during the year? <i>If "Yes," complete Part II, col. (c), and Part XV</i>	X	
8a Enter the states to which the foundation reports or with which it is registered (see instructions) <input checked="" type="checkbox"/> CA		
b If the answer is "Yes" to line 7, has the foundation furnished a copy of Form 990-PF to the Attorney General (or designate) of each state as required by General Instruction G? <i>If "No," attach explanation</i>	X	
9 Is the foundation claiming status as a private operating foundation within the meaning of section 4942(j)(3) or 4942(j)(5) for calendar year 2015 or the taxable year beginning in 2015 (see instructions for Part XIV)? <i>If "Yes," complete Part XIV</i>		X
10 Did any persons become substantial contributors during the tax year? <i>If "Yes," attach a schedule listing their names and addresses</i>		X

Part VII-A Statements Regarding Activities (continued)

11 At any time during the year, did the foundation, directly or indirectly, own a controlled entity within the meaning of section 512(b)(13)? If "Yes," attach schedule (see instructions)
12 Did the foundation make a distribution to a donor advised fund over which the foundation or a disqualified person had advisory privileges?
13 Did the foundation comply with the public inspection requirements for its annual returns and exemption application?
Website address WWW.THEPARKERFOUNDATION.ORG
14 The books are in care of ROBBIN POWELL Telephone no. (760)720-0630
Located at 2604-B EL CAMINO REAL, SUITE 244, CARLSBAD, CA ZIP+4 92008
15 Section 4947(a)(1) nonexempt charitable trusts filing Form 990-PF in lieu of Form 1041 - Check here
and enter the amount of tax-exempt interest received or accrued during the year 15 N/A
16 At any time during calendar year 2015, did the foundation have an interest in or a signature or other authority over a bank, securities, or other financial account in a foreign country?
See the instructions for exceptions and filing requirements for FinCEN Form 114. If "Yes," enter the name of the foreign country

Part VII-B Statements Regarding Activities for Which Form 4720 May Be Required

File Form 4720 if any item is checked in the "Yes" column, unless an exception applies.

1a During the year did the foundation (either directly or indirectly):
(1) Engage in the sale or exchange, or leasing of property with a disqualified person?
(2) Borrow money from, lend money to, or otherwise extend credit to (or accept it from) a disqualified person?
(3) Furnish goods, services, or facilities to (or accept them from) a disqualified person?
(4) Pay compensation to, or pay or reimburse the expenses of, a disqualified person?
(5) Transfer any income or assets to a disqualified person (or make any of either available for the benefit or use of a disqualified person)?
(6) Agree to pay money or property to a government official? (Exception. Check "No" if the foundation agreed to make a grant to or to employ the official for a period after termination of government service, if terminating within 90 days.)
b If any answer is "Yes" to 1a(1)-(6), did any of the acts fail to qualify under the exceptions described in Regulations section 53.4941(d)-3 or in a current notice regarding disaster assistance (see instructions)?
Organizations relying on a current notice regarding disaster assistance check here
c Did the foundation engage in a prior year in any of the acts described in 1a, other than excepted acts, that were not corrected before the first day of the tax year beginning in 2015?
2 Taxes on failure to distribute income (section 4942) (does not apply for years the foundation was a private operating foundation defined in section 4942(j)(3) or 4942(j)(5)):
a At the end of tax year 2015, did the foundation have any undistributed income (lines 6d and 6e, Part XIII) for tax year(s) beginning before 2015?
If "Yes," list the years
b Are there any years listed in 2a for which the foundation is not applying the provisions of section 4942(a)(2) (relating to incorrect valuation of assets) to the year's undistributed income? (If applying section 4942(a)(2) to all years listed, answer "No" and attach statement - see instructions.)
c If the provisions of section 4942(a)(2) are being applied to any of the years listed in 2a, list the years here.
3a Did the foundation hold more than a 2% direct or indirect interest in any business enterprise at any time during the year?
b If "Yes," did it have excess business holdings in 2015 as a result of (1) any purchase by the foundation or disqualified persons after May 26, 1969; (2) the lapse of the 5-year period (or longer period approved by the Commissioner under section 4943(c)(7)) to dispose of holdings acquired by gift or bequest; or (3) the lapse of the 10-, 15-, or 20-year first phase holding period? (Use Schedule C, Form 4720, to determine if the foundation had excess business holdings in 2015.)
4a Did the foundation invest during the year any amount in a manner that would jeopardize its charitable purposes?
b Did the foundation make any investment in a prior year (but after December 31, 1969) that could jeopardize its charitable purpose that had not been removed from jeopardy before the first day of the tax year beginning in 2015?

**Part VII-B Statements Regarding Activities for Which Form 4720 May Be Required** (continued)

5a During the year did the foundation pay or incur any amount to:

- (1) Carry on propaganda, or otherwise attempt to influence legislation (section 4945(e))?  Yes  No
- (2) Influence the outcome of any specific public election (see section 4955); or to carry on, directly or indirectly, any voter registration drive?  Yes  No
- (3) Provide a grant to an individual for travel, study, or other similar purposes?  Yes  No
- (4) Provide a grant to an organization other than a charitable, etc., organization described in section 4945(d)(4)(A)? (see instructions)  Yes  No
- (5) Provide for any purpose other than religious, charitable, scientific, literary, or educational purposes, or for the prevention of cruelty to children or animals?  Yes  No

b If any answer is "Yes" to 5a(1)-(5), did any of the transactions fail to qualify under the exceptions described in Regulations section 53.4945 or in a current notice regarding disaster assistance (see instructions)?  Yes  No **N/A**  
 Organizations relying on a current notice regarding disaster assistance check here

c If the answer is "Yes" to question 5a(4), does the foundation claim exemption from the tax because it maintained expenditure responsibility for the grant?  Yes  No **N/A**  
 If "Yes," attach the statement required by Regulations section 53.4945-5(d).

6a Did the foundation, during the year, receive any funds, directly or indirectly, to pay premiums on a personal benefit contract?  Yes  No

b Did the foundation, during the year, pay premiums, directly or indirectly, on a personal benefit contract?  Yes  No  
 If "Yes" to 6b, file Form 8870.

7a At any time during the tax year, was the foundation a party to a prohibited tax shelter transaction?  Yes  No

b If "Yes," did the foundation receive any proceeds or have any net income attributable to the transaction?  Yes  No **N/A**

5b

6b

7b

X

**Part VIII Information About Officers, Directors, Trustees, Foundation Managers, Highly Paid Employees, and Contractors**

1 List all officers, directors, trustees, foundation managers and their compensation.

(a) Name and address	(b) Title, and average hours per week devoted to position	(c) Compensation (If not paid, enter -0-)	(d) Contributions to employee benefit plans and deferred compensation	(e) Expense account, other allowances
SEE STATEMENT 12		88,900.	0.	0.

2 Compensation of five highest-paid employees (other than those included on line 1). If none, enter "NONE."

(a) Name and address of each employee paid more than \$50,000	(b) Title, and average hours per week devoted to position	(c) Compensation	(d) Contributions to employee benefit plans and deferred compensation	(e) Expense account, other allowances
NONE				

Total number of other employees paid over \$50,000  0

Part VIII Information About Officers, Directors, Trustees, Foundation Managers, Highly Paid Employees, and Contractors (continued)

3 Five highest-paid independent contractors for professional services. If none, enter "NONE."

Table with 3 columns: (a) Name and address of each person paid more than \$50,000, (b) Type of service, (c) Compensation. Row 1: CANTERBURY CONSULTING - 660 NEWPORT CENTER DRIVE, SUITE 300, NEWPORT BEACH, CA 92660; INVESTMENT ADVISORY; 63,207.

Total number of others receiving over \$50,000 for professional services 0

Part IX-A Summary of Direct Charitable Activities

Table with 2 columns: Description of activity, Expenses. Row 1: CHARITABLE GRANT PROGRAM; 2,050,698.

Part IX-B Summary of Program-Related Investments

Table with 2 columns: Description of investment, Amount. Row 1: KITCHENS FOR GOOD, A CALIFORNIA NONPROFIT PUBLIC BENEFIT CORPORATION, WITH OFFICES AT 404 EUCLID AVE, SAN DIEGO, CA (EIN: 46-3278605); 36,000.

**Part X** **Minimum Investment Return** (All domestic foundations must complete this part. Foreign foundations, see instructions.)

1 Fair market value of assets not used (or held for use) directly in carrying out charitable, etc., purposes:			
a	Average monthly fair market value of securities .....	1a	29,903,629.
b	Average of monthly cash balances .....	1b	514,570.
c	Fair market value of all other assets .....	1c	8,780,262.
d	<b>Total</b> (add lines 1a, b, and c) .....	1d	39,198,461.
e	Reduction claimed for blockage or other factors reported on lines 1a and 1c (attach detailed explanation) .....	1e	0.
2	Acquisition indebtedness applicable to line 1 assets .....	2	0.
3	Subtract line 2 from line 1d .....	3	39,198,461.
4	Cash deemed held for charitable activities. Enter 1 1/2% of line 3 (for greater amount, see instructions) .....	4	587,977.
5	<b>Net value of noncharitable-use assets.</b> Subtract line 4 from line 3. Enter here and on Part V, line 4 .....	5	38,610,484.
6	<b>Minimum investment return.</b> Enter 5% of line 5 .....	6	1,930,524.

**Part XI** **Distributable Amount** (see instructions) (Section 4942(j)(3) and (j)(5) private operating foundations and certain foreign organizations check here  and do not complete this part.)

1	Minimum investment return from Part X, line 6 .....	1	1,930,524.
2a	Tax on investment income for 2015 from Part VI, line 5 .....	2a	15,801.
b	Income tax for 2015. (This does not include the tax from Part VI.) .....	2b	8,072.
c	Add lines 2a and 2b .....	2c	23,873.
3	Distributable amount before adjustments. Subtract line 2c from line 1 .....	3	1,906,651.
4	Recoveries of amounts treated as qualifying distributions .....	4	0.
5	Add lines 3 and 4 .....	5	1,906,651.
6	Deduction from distributable amount (see instructions) .....	6	0.
7	<b>Distributable amount</b> as adjusted. Subtract line 6 from line 5. Enter here and on Part XIII, line 1 .....	7	1,906,651.

**Part XII** **Qualifying Distributions** (see instructions)

1 Amounts paid (including administrative expenses) to accomplish charitable, etc., purposes:			
a	Expenses, contributions, gifts, etc. - total from Part I, column (d), line 26 .....	1a	2,050,698.
b	Program-related investments - total from Part IX-B .....	1b	36,000.
2	Amounts paid to acquire assets used (or held for use) directly in carrying out charitable, etc., purposes .....	2	
3	Amounts set aside for specific charitable projects that satisfy the:		
a	Suitability test (prior IRS approval required) .....	3a	
b	Cash distribution test (attach the required schedule) .....	3b	
4	<b>Qualifying distributions.</b> Add lines 1a through 3b. Enter here and on Part V, line 8, and Part XIII, line 4 .....	4	2,086,698.
5	Foundations that qualify under section 4940(e) for the reduced rate of tax on net investment income. Enter 1% of Part I, line 27b .....	5	15,801.
6	<b>Adjusted qualifying distributions.</b> Subtract line 5 from line 4 .....	6	2,070,897.

**Note.** The amount on line 6 will be used in Part V, column (b), in subsequent years when calculating whether the foundation qualifies for the section 4940(e) reduction of tax in those years.



**Part XIII Undistributed Income** (see instructions)

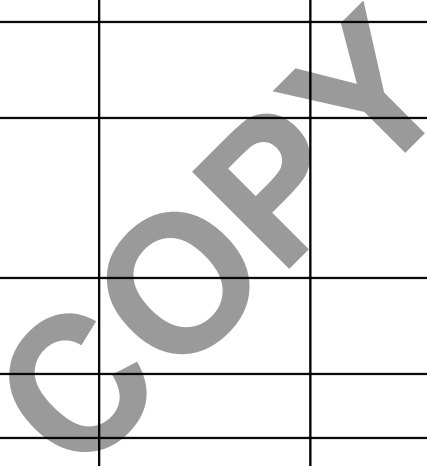
	(a) Corpus	(b) Years prior to 2014	(c) 2014	(d) 2015
1 Distributable amount for 2015 from Part XI, line 7				1,906,651.
2 Undistributed income, if any, as of the end of 2015:				
a Enter amount for 2014 only			0.	
b Total for prior years:		0.		
3 Excess distributions carryover, if any, to 2015:				
a From 2010	180,667.			
b From 2011	146,412.			
c From 2012	159,935.			
d From 2013	218,824.			
e From 2014	220,431.			
f Total of lines 3a through e	926,269.			
4 Qualifying distributions for 2015 from Part XII, line 4: ▶ \$	2,086,698.			
a Applied to 2014, but not more than line 2a			0.	
b Applied to undistributed income of prior years (Election required - see instructions)		0.		
c Treated as distributions out of corpus (Election required - see instructions)	0.			
d Applied to 2015 distributable amount				1,906,651.
e Remaining amount distributed out of corpus	180,047.			
5 Excess distributions carryover applied to 2015 (If an amount appears in column (d), the same amount must be shown in column (a).)	0.			0.
6 Enter the net total of each column as indicated below:				
a Corpus. Add lines 3f, 4c, and 4e. Subtract line 5	1,106,316.			
b Prior years' undistributed income. Subtract line 4b from line 2b		0.		
c Enter the amount of prior years' undistributed income for which a notice of deficiency has been issued, or on which the section 4942(a) tax has been previously assessed		0.		
d Subtract line 6c from line 6b. Taxable amount - see instructions		0.		
e Undistributed income for 2014. Subtract line 4a from line 2a. Taxable amount - see instr.			0.	
f Undistributed income for 2015. Subtract lines 4d and 5 from line 1. This amount must be distributed in 2016				0.
7 Amounts treated as distributions out of corpus to satisfy requirements imposed by section 170(b)(1)(F) or 4942(g)(3) (Election may be required - see instructions)	0.			
8 Excess distributions carryover from 2010 not applied on line 5 or line 7	180,667.			
9 Excess distributions carryover to 2016. Subtract lines 7 and 8 from line 6a	925,649.			
10 Analysis of line 9:				
a Excess from 2011	146,412.			
b Excess from 2012	159,935.			
c Excess from 2013	218,824.			
d Excess from 2014	220,431.			
e Excess from 2015	180,047.			

Part XIV Private Operating Foundations (see instructions and Part VII-A, question 9) N/A

1 a If the foundation has received a ruling or determination letter that it is a private operating foundation, and the ruling is effective for 2015, enter the date of the ruling

b Check box to indicate whether the foundation is a private operating foundation described in section 4942(j)(3) or 4942(j)(5)

Table with 5 columns: (a) 2015, (b) 2014, (c) 2013, (d) 2012, (e) Total. Rows include 2a-e (Qualifying distributions) and 3a-c (Alternative tests).



Part XV Supplementary Information (Complete this part only if the foundation had \$5,000 or more in assets at any time during the year-see instructions.)

1 Information Regarding Foundation Managers: a List any managers of the foundation who have contributed more than 2% of the total contributions received by the foundation before the close of any tax year (but only if they have contributed more than \$5,000). (See section 507(d)(2).)

NONE

b List any managers of the foundation who own 10% or more of the stock of a corporation (or an equally large portion of the ownership of a partnership or other entity) of which the foundation has a 10% or greater interest.

NONE

2 Information Regarding Contribution, Grant, Gift, Loan, Scholarship, etc., Programs: Check here [X] if the foundation only makes contributions to preselected charitable organizations and does not accept unsolicited requests for funds. If the foundation makes gifts, grants, etc. (see instructions) to individuals or organizations under other conditions, complete items 2a, b, c, and d.

a The name, address, and telephone number or e-mail address of the person to whom applications should be addressed:

SEE STATEMENT 13

b The form in which applications should be submitted and information and materials they should include:

c Any submission deadlines:

d Any restrictions or limitations on awards, such as by geographical areas, charitable fields, kinds of institutions, or other factors:

**Part XV** Supplementary Information (continued)

**3 Grants and Contributions Paid During the Year or Approved for Future Payment**

Recipient Name and address (home or business)	If recipient is an individual, show any relationship to any foundation manager or substantial contributor	Foundation status of recipient	Purpose of grant or contribution	Amount
<b>a</b> Paid during the year  SEE SCHEDULE	N/A			
<b>Total</b> .....				<b>3a</b> 0.
<b>b</b> Approved for future payment  NONE				
<b>Total</b> .....				<b>3b</b> 0.

COPY





THE PARKER FOUNDATION

**Part IV** Capital Gains and Losses for Tax on Investment Income

(a) List and describe the kind(s) of property sold, e.g., real estate, 2-story brick warehouse; or common stock, 200 shs. MLC Co.	(b) How acquired P - Purchase D - Donation	(c) Date acquired (mo., day, yr.)	(d) Date sold (mo., day, yr.)
1a UNION BANK - SEE ATTACHED STATEMENT	P	VARIOUS	09/30/16
b UNION BANK #19-516901	P	VARIOUS	09/30/16
c UNION BANK #19-516902	P	VARIOUS	09/30/16
d CRESCENT CAPITAL HIGH INCOME FUND LP	P		
e CRESCENT CAPITAL HIGH INCOME FUND LP	P		
f AG SUPER FUND LP	P		
g AG SUPER FUND LP	P		
h AG SUPER FUND LP - 1231 GAIN/LOSS	P		
i AG SUPER FUND LP - 1256 GAIN/LOSS	P		
j AG REALTY FUND VIII LP	P		
k AG REALTY FUND VIII LP - 1231 GAIN/LOSS	P		
l AG REALTY FUND VIII LP - 1256 GAIN/LOSS	P		
m FRONTIER MID CAP GROWTH FUND LP	P		
n FRONTIER MID CAP GROWTH FUND LP	P		
o MONTAUK TRIGUARD FUND IV LP	P		

(e) Gross sales price	(f) Depreciation allowed (or allowable)	(g) Cost or other basis plus expense of sale	(h) Gain or (loss) (e) plus (f) minus (g)
a 10,381,475.		10,135,305.	246,170.
b			0.
c			0.
d			-7,870.
e			-64,835.
f			-2,887.
g			578.
h			330.
i			6,358.
j			19,387.
k			128,389.
l			8,717.
m			3,022.
n			227,857.
o			496.

Complete only for assets showing gain in column (h) and owned by the foundation on 12/31/69			(l) Losses (from col. (h)) Gains (excess of col. (h) gain over col. (k), but not less than "-0-")
(i) F.M.V. as of 12/31/69	(j) Adjusted basis as of 12/31/69	(k) Excess of col. (i) over col. (j), if any	
a			246,170.
b			0.
c			0.
d			-7,870.
e			-64,835.
f			-2,887.
g			578.
h			330.
i			6,358.
j			19,387.
k			128,389.
l			8,717.
m			3,022.
n			227,857.
o			496.

2 Capital gain net income or (net capital loss) ..... { If gain, also enter in Part I, line 7 If (loss), enter "-0-" in Part I, line 7 } .....	2	
3 Net short-term capital gain or (loss) as defined in sections 1222(5) and (6): If gain, also enter in Part I, line 8, column (c). If (loss), enter "-0-" in Part I, line 8 .....	3	

523591  
04-01-15

THE PARKER FOUNDATION

**Part IV** Capital Gains and Losses for Tax on Investment Income

(a) List and describe the kind(s) of property sold, e.g., real estate, 2-story brick warehouse; or common stock, 200 shs. MLC Co.	(b) How acquired P - Purchase D - Donation	(c) Date acquired (mo., day, yr.)	(d) Date sold (mo., day, yr.)
1a MONTAUK TRIGUARD FUND IV LP	P		
b MONTAUK TRIGUARD FUND IV LP - EXCESS DISTRIBUTION	P		
c MONTAUK TRIGUARD FUND IV LP - 1231 GAIN/LOSS	P		
d MONTAUK TRIGUARD FUND IV LP - 1256 GAIN/LOSS	P		
e MONTAUK TRIGUARD FUND V LP	P		
f MONTAUK TRIGUARD FUND V LP	P		
g MONTAUK TRIGUARD FUND V LP - 1231 GAIN/LOSS	P		
h MONTAUK TRIGUARD FUND V LP - 1256 GAIN/LOSS	P		
i MONTAUK TRIGUARD FUND VI LP	P		
j MONTAUK TRIGUARD FUND VI LP	P		
k MONTAUK TRIGUARD FUND VI LP - 1231 GAIN/LOSS	P		
l MONTAUK TRIGUARD FUND VI LP - 1256 GAIN/LOSS	P		
m CAPITAL GAINS DIVIDENDS			
n			
o			

(e) Gross sales price	(f) Depreciation allowed (or allowable)	(g) Cost or other basis plus expense of sale	(h) Gain or (loss) (e) plus (f) minus (g)
a			80,180.
b			97,906.
c			-18.
d			1,343.
e			853.
f			16,896.
g			505.
h			145.
i			5,166.
j			13,063.
k			524.
l			1,559.
m	375,267.		375,267.
n			
o			

Complete only for assets showing gain in column (h) and owned by the foundation on 12/31/69			(l) Losses (from col. (h)) Gains (excess of col. (h) gain over col. (k), but not less than "-0-")
(i) F.M.V. as of 12/31/69	(j) Adjusted basis as of 12/31/69	(k) Excess of col. (i) over col. (j), if any	
a			80,180.
b			97,906.
c			-18.
d			1,343.
e			853.
f			16,896.
g			505.
h			145.
i			5,166.
j			13,063.
k			524.
l			1,559.
m			375,267.
n			
o			

2 Capital gain net income or (net capital loss) ..... { If gain, also enter in Part I, line 7 If (loss), enter "-0-" in Part I, line 7 } .....	2	1,159,101.
3 Net short-term capital gain or (loss) as defined in sections 1222(5) and (6): If gain, also enter in Part I, line 8, column (c). If (loss), enter "-0-" in Part I, line 8 .....	3	N/A

# Underpayment of Estimated Tax by Corporations

Department of the Treasury  
Internal Revenue Service

▶ Attach to the corporation's tax return. **FORM 990-PF**

**2015**

▶ Information about Form 2220 and its separate instructions is at [www.irs.gov/form2220](http://www.irs.gov/form2220).

Name **THE PARKER FOUNDATION** Employer identification number **51-0141231**

**Note:** Generally, the corporation is not required to file Form 2220 (see Part II below for exceptions) because the IRS will figure any penalty owed and bill the corporation. However, the corporation may still use Form 2220 to figure the penalty. If so, enter the amount from page 2, line 38 on the estimated tax penalty line of the corporation's income tax return, but **do not** attach Form 2220.

<b>Part I Required Annual Payment</b>			
1	Total tax (see instructions) .....	1	15,801.
2a	Personal holding company tax (Schedule PH (Form 1120), line 26) included on line 1 .....	2a	
2b	Look-back interest included on line 1 under section 460(b)(2) for completed long-term contracts or section 167(g) for depreciation under the income forecast method .....	2b	
2c	Credit for federal tax paid on fuels (see instructions) .....	2c	
2d	<b>Total.</b> Add lines 2a through 2c .....	2d	
3	Subtract line 2d from line 1. If the result is less than \$500, <b>do not</b> complete or file this form. The corporation does not owe the penalty .....	3	15,801.
4	Enter the tax shown on the corporation's 2014 income tax return (see instructions). <b>Caution: If the tax is zero or the tax year was for less than 12 months, skip this line and enter the amount from line 3 on line 5</b> .....	4	37,601.
5	<b>Required annual payment.</b> Enter the <b>smaller</b> of line 3 or line 4. If the corporation is required to skip line 4, enter the amount from line 3 .....	5	15,801.

<b>Part II Reasons for Filing</b> - Check the boxes below that apply. If any boxes are checked, the corporation <b>must</b> file Form 2220 even if it does not owe a penalty (see instructions).	
6	<input type="checkbox"/> The corporation is using the adjusted seasonal installment method.
7	<input checked="" type="checkbox"/> The corporation is using the annualized income installment method.
8	<input checked="" type="checkbox"/> The corporation is a "large corporation" figuring its first required installment based on the prior year's tax.

<b>Part III Figuring the Underpayment</b>		(a)	(b)	(c)	(d)
9	<b>Installment due dates.</b> Enter in columns (a) through (d) the 15th day of the 4th ( <b>Form 990-PF filers:</b> Use 5th month), 6th, 9th, and 12th months of the corporation's tax year .....	02/15/16	03/15/16	06/15/16	09/15/16
10	<b>Required installments.</b> If the box on line 6 and/or line 7 above is checked, enter the amounts from Sch A, line 38. If the box on line 8 (but not 6 or 7) is checked, see instructions for the amounts to enter. If none of these boxes are checked, enter 25% of line 5 above in each column. ....				
11	Estimated tax paid or credited for each period (see instructions). For column (a) only, enter the amount from line 11 on line 15 .....	9,526.	2,000.	500.	1,000.
<b>Complete lines 12 through 18 of one column before going to the next column.</b>					
12	Enter amount, if any, from line 18 of the preceding column .....		9,526.	11,526.	12,026.
13	Add lines 11 and 12 .....		11,526.	12,026.	13,026.
14	Add amounts on lines 16 and 17 of the preceding column .....				
15	Subtract line 14 from line 13. If zero or less, enter -0- .....	9,526.	11,526.	12,026.	13,026.
16	If the amount on line 15 is zero, subtract line 13 from line 14. Otherwise, enter -0- .....				
17	<b>Underpayment.</b> If line 15 is less than or equal to line 10, subtract line 15 from line 10. Then go to line 12 of the next column. Otherwise, go to line 18 .....				
18	<b>Overpayment.</b> If line 10 is less than line 15, subtract line 10 from line 15. Then go to line 12 of the next column .....	9,526.	11,526.	12,026.	

**Go to Part IV on page 2 to figure the penalty. Do not go to Part IV if there are no entries on line 17 - no penalty is owed.**  
LHA For Paperwork Reduction Act Notice, see separate instructions. Form 2220 (2015)



**Part IV Figuring the Penalty**

	(a)	(b)	(c)	(d)
<b>19</b> Enter the date of payment or the 15th day of the 3rd month after the close of the tax year, whichever is earlier (see instructions). <i>(Form 990-PF and Form 990-T filers: Use 5th month instead of 3rd month.)</i> .....	<b>19</b>			
<b>20</b> Number of days from due date of installment on line 9 to the date shown on line 19 .....	<b>20</b>			
<b>21</b> Number of days on line 20 after 4/15/2015 and before 7/1/2015 .....	<b>21</b>			
<b>22</b> Underpayment on line 17 x $\frac{\text{Number of days on line 21} \times 3\%}{365}$ .....	<b>22</b> \$	\$	\$	\$
<b>23</b> Number of days on line 20 after 06/30/2015 and before 10/1/2015 .....	<b>23</b>			
<b>24</b> Underpayment on line 17 x $\frac{\text{Number of days on line 23} \times 3\%}{365}$ .....	<b>24</b> \$	\$	\$	\$
<b>25</b> Number of days on line 20 after 9/30/2015 and before 1/1/2016 .....	<b>25</b>			
<b>26</b> Underpayment on line 17 x $\frac{\text{Number of days on line 25} \times 3\%}{365}$ .....	<b>26</b> \$	\$	\$	\$
<b>27</b> Number of days on line 20 after 12/31/2015 and before 4/1/2016 .....	<b>27</b>			
<b>28</b> Underpayment on line 17 x $\frac{\text{Number of days on line 27} \times 3\%}{366}$ .....	<b>28</b> \$	\$	\$	\$
<b>29</b> Number of days on line 20 after 3/31/2016 and before 7/1/2016 .....	<b>29</b>			
<b>30</b> Underpayment on line 17 x $\frac{\text{Number of days on line 29} \times \%}{366}$ .....	<b>30</b> \$	\$	\$	\$
<b>31</b> Number of days on line 20 after 6/30/2016 and before 10/01/2016 .....	<b>31</b>			
<b>32</b> Underpayment on line 17 x $\frac{\text{Number of days on line 31} \times \%}{366}$ .....	<b>32</b> \$	\$	\$	\$
<b>33</b> Number of days on line 20 after 9/30/2016 and before 1/1/2017 .....	<b>33</b>			
<b>34</b> Underpayment on line 17 x $\frac{\text{Number of days on line 33} \times \%}{366}$ .....	<b>34</b> \$	\$	\$	\$
<b>35</b> Number of days on line 20 after 12/31/2016 and before 2/16/2017 .....	<b>35</b>			
<b>36</b> Underpayment on line 17 x $\frac{\text{Number of days on line 35} \times \%}{365}$ .....	<b>36</b> \$	\$	\$	\$
<b>37</b> Add lines 22, 24, 26, 28, 30, 32, 34, and 36 .....	<b>37</b> \$	\$	\$	\$
<b>38 Penalty.</b> Add columns (a) through (d) of line 37. Enter the total here and on Form 1120; line 33; or the comparable line for other income tax returns .....	<b>38</b> \$			0.

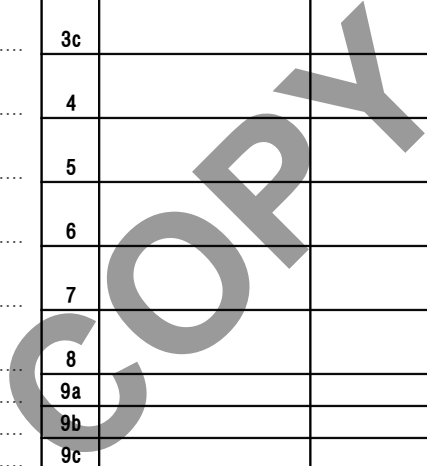
\* Use the penalty interest rate for each calendar quarter, which the IRS will determine during the first month in the preceding quarter. These rates are published quarterly in an IRS News Release and in a revenue ruling in the Internal Revenue Bulletin. To obtain this information on the Internet, access the IRS website at [www.irs.gov](http://www.irs.gov). You can also call 1-800-829-4933 to get interest rate information.

Schedule A Adjusted Seasonal Installment Method and Annualized Income Installment Method (see instructions)

Form 1120S filers: For lines 1, 2, 3, and 21, below, "taxable income" refers to excess net passive income or the amount on which tax is imposed under section 1374(a), whichever applies.

Part I Adjusted Seasonal Installment Method (Caution: Use this method only if the base period percentage for any 6 consecutive months is at least 70%. See instructions.)

Table with 5 columns: (a) First 3 months, (b) First 5 months, (c) First 8 months, (d) First 11 months. Rows include taxable income for various periods (1a-1c, 3a-3c), calculations (4-6), tax on amount (10), and final tax calculation (19).



\*\*

**Part II Annualized Income Installment Method**

		(a)	(b)	(c)	(d)
		First <u>2</u> months	First <u>4</u> months	First <u>7</u> months	First <u>10</u> months
20	Annualization periods (see instructions)				
21	Enter taxable income for each annualization period (see instructions for the treatment of extraordinary items)				
22	Annualization amounts (see instructions)	6.000000	3.000000	1.714290	1.200000
23a	Annualized taxable income. Multiply line 21 by line 22				
23b	Extraordinary items (see instructions)				
23c	Add lines 23a and 23b				
24	Figure the tax on the amount on line 23c using the instructions for Form 1120, Schedule J, line 2 (or comparable line of corporation's return)				
25	Enter any alternative minimum tax for each payment period (see instructions)				
26	Enter any other taxes for each payment period (see instr)				
27	Total tax. Add lines 24 through 26				
28	For each period, enter the same type of credits as allowed on Form 2220, lines 1 and 2c (see instructions)				
29	Total tax after credits. Subtract line 28 from line 27. If zero or less, enter -0-				
30	Applicable percentage	25%	50%	75%	100%
31	Multiply line 29 by line 30				

**Part III Required Installments**

<b>Note:</b> Complete lines 32 through 38 of one column before completing the next column.					
		1st installment	2nd installment	3rd installment	4th installment
32	If only Part I or Part II is completed, enter the amount in each column from line 19 or line 31. If both parts are completed, enter the <b>smaller</b> of the amounts in each column from line 19 or line 31	0.	0.	0.	0.
33	Add the amounts in all preceding columns of line 38 (see instructions)				
34	<b>Adjusted seasonal or annualized income installments.</b> Subtract line 33 from line 32. If zero or less, enter -0-				
35	Enter 25% of line 5 on page 1 of Form 2220 in each column. <b>Note:</b> "Large corporations," see the instructions for line 10 for the amounts to enter	3,950.	3,951.	3,950.	3,950.
36	Subtract line 38 of the preceding column from line 37 of the preceding column		3,950.	7,901.	11,851.
37	Add lines 35 and 36	3,950.	7,901.	11,851.	15,801.
38	<b>Required installments.</b> Enter the <b>smaller</b> of line 34 or line 37 here and on page 1 of Form 2220, line 10 (see instructions)	0.	0.	0.	0.

Form 2220 (2015)

\*\* ANNUALIZED INCOME INSTALLMENT METHOD USING OPTION 1

FORM 990-PF GAIN OR (LOSS) FROM SALE OF ASSETS STATEMENT 1

(A) DESCRIPTION OF PROPERTY	MANNER ACQUIRED	DATE ACQUIRED	DATE SOLD	
UNION BANK - SEE ATTACHED STATEMENT	PURCHASED	VARIOUS	09/30/16	
(B) GROSS SALES PRICE	(C) COST OR OTHER BASIS	(D) EXPENSE OF SALE	(E) DEPREC.	(F) GAIN OR LOSS
10,381,475.	10,135,305.	0.	0.	246,170.

(A) DESCRIPTION OF PROPERTY	MANNER ACQUIRED	DATE ACQUIRED	DATE SOLD	
UNION BANK #19-516901	PURCHASED	VARIOUS	09/30/16	
(B) GROSS SALES PRICE	(C) COST OR OTHER BASIS	(D) EXPENSE OF SALE	(E) DEPREC.	(F) GAIN OR LOSS
0.	160,775.	0.	0.	-160,775.

(A) DESCRIPTION OF PROPERTY	MANNER ACQUIRED	DATE ACQUIRED	DATE SOLD	
UNION BANK #19-516902	PURCHASED	VARIOUS	09/30/16	
(B) GROSS SALES PRICE	(C) COST OR OTHER BASIS	(D) EXPENSE OF SALE	(E) DEPREC.	(F) GAIN OR LOSS
0.	130,351.	0.	0.	-130,351.

(A) DESCRIPTION OF PROPERTY			MANNER ACQUIRED	DATE ACQUIRED	DATE SOLD
CRESCENT CAPITAL HIGH INCOME FUND LP			PURCHASED		
(B) GROSS SALES PRICE	(C) COST OR OTHER BASIS	(D) EXPENSE OF SALE	(E) DEPREC.	(F) GAIN OR LOSS	
0.	0.	0.	0.	-7,870.	

(A) DESCRIPTION OF PROPERTY			MANNER ACQUIRED	DATE ACQUIRED	DATE SOLD
CRESCENT CAPITAL HIGH INCOME FUND LP			PURCHASED		
(B) GROSS SALES PRICE	(C) COST OR OTHER BASIS	(D) EXPENSE OF SALE	(E) DEPREC.	(F) GAIN OR LOSS	
0.	0.	0.	0.	-64,835.	

(A) DESCRIPTION OF PROPERTY			MANNER ACQUIRED	DATE ACQUIRED	DATE SOLD
AG SUPER FUND LP			PURCHASED		
(B) GROSS SALES PRICE	(C) COST OR OTHER BASIS	(D) EXPENSE OF SALE	(E) DEPREC.	(F) GAIN OR LOSS	
0.	0.	0.	0.	-2,887.	

(A) DESCRIPTION OF PROPERTY			MANNER ACQUIRED	DATE ACQUIRED	DATE SOLD
AG SUPER FUND LP			PURCHASED		
(B) GROSS SALES PRICE	(C) COST OR OTHER BASIS	(D) EXPENSE OF SALE	(E) DEPREC.	(F) GAIN OR LOSS	
0.	0.	0.	0.	578.	

(A) DESCRIPTION OF PROPERTY			MANNER ACQUIRED	DATE ACQUIRED	DATE SOLD
AG SUPER FUND LP - 1231 GAIN/LOSS			PURCHASED		
(B) GROSS SALES PRICE	(C) COST OR OTHER BASIS	(D) EXPENSE OF SALE	(E) DEPREC.	(F) GAIN OR LOSS	
0.	0.	0.	0.	330.	

(A) DESCRIPTION OF PROPERTY			MANNER ACQUIRED	DATE ACQUIRED	DATE SOLD
AG SUPER FUND LP - 1256 GAIN/LOSS			PURCHASED		
(B) GROSS SALES PRICE	(C) COST OR OTHER BASIS	(D) EXPENSE OF SALE	(E) DEPREC.	(F) GAIN OR LOSS	
0.	0.	0.	0.	6,358.	

(A) DESCRIPTION OF PROPERTY			MANNER ACQUIRED	DATE ACQUIRED	DATE SOLD
AG REALTY FUND VIII LP			PURCHASED		
(B) GROSS SALES PRICE	(C) COST OR OTHER BASIS	(D) EXPENSE OF SALE	(E) DEPREC.	(F) GAIN OR LOSS	
0.	0.	0.	0.	19,387.	

(A) DESCRIPTION OF PROPERTY			MANNER ACQUIRED	DATE ACQUIRED	DATE SOLD
AG REALTY FUND VIII LP - 1231 GAIN/LOSS			PURCHASED		
(B) GROSS SALES PRICE	(C) COST OR OTHER BASIS	(D) EXPENSE OF SALE	(E) DEPREC.	(F) GAIN OR LOSS	
0.	0.	0.	0.	128,389.	

(A) DESCRIPTION OF PROPERTY			MANNER ACQUIRED	DATE ACQUIRED	DATE SOLD
AG REALTY FUND VIII LP - 1256 GAIN/LOSS			PURCHASED		
(B) GROSS SALES PRICE	(C) COST OR OTHER BASIS	(D) EXPENSE OF SALE	(E) DEPREC.	(F) GAIN OR LOSS	
0.	0.	0.	0.	8,717.	

(A) DESCRIPTION OF PROPERTY			MANNER ACQUIRED	DATE ACQUIRED	DATE SOLD
FRONTIER MID CAP GROWTH FUND LP			PURCHASED		
(B) GROSS SALES PRICE	(C) COST OR OTHER BASIS	(D) EXPENSE OF SALE	(E) DEPREC.	(F) GAIN OR LOSS	
0.	0.	0.	0.	3,022.	

(A) DESCRIPTION OF PROPERTY			MANNER ACQUIRED	DATE ACQUIRED	DATE SOLD
FRONTIER MID CAP GROWTH FUND LP			PURCHASED		
(B) GROSS SALES PRICE	(C) COST OR OTHER BASIS	(D) EXPENSE OF SALE	(E) DEPREC.	(F) GAIN OR LOSS	
0.	0.	0.	0.	227,857.	

(A) DESCRIPTION OF PROPERTY			MANNER ACQUIRED	DATE ACQUIRED	DATE SOLD
MONTAUK TRIGUARD FUND IV LP			PURCHASED		
(B) GROSS SALES PRICE	(C) COST OR OTHER BASIS	(D) EXPENSE OF SALE	(E) DEPREC.	(F) GAIN OR LOSS	
0.	0.	0.	0.	496.	

(A) DESCRIPTION OF PROPERTY	(B) GROSS SALES PRICE	(C) COST OR OTHER BASIS	(D) EXPENSE OF SALE	(E) DEPREC.	(F) GAIN OR LOSS
MONTAUK TRIGUARD FUND IV LP	0.	0.	0.	0.	80,180.

(A) DESCRIPTION OF PROPERTY	(B) GROSS SALES PRICE	(C) COST OR OTHER BASIS	(D) EXPENSE OF SALE	(E) DEPREC.	(F) GAIN OR LOSS
MONTAUK TRIGUARD FUND IV LP - EXCESS DISTRIBUTION	0.	0.	0.	0.	97,906.

(A) DESCRIPTION OF PROPERTY	(B) GROSS SALES PRICE	(C) COST OR OTHER BASIS	(D) EXPENSE OF SALE	(E) DEPREC.	(F) GAIN OR LOSS
MONTAUK TRIGUARD FUND IV LP - 1231 GAIN/LOSS	0.	0.	0.	0.	-18.

(A) DESCRIPTION OF PROPERTY	(B) GROSS SALES PRICE	(C) COST OR OTHER BASIS	(D) EXPENSE OF SALE	(E) DEPREC.	(F) GAIN OR LOSS
MONTAUK TRIGUARD FUND IV LP - 1256 GAIN/LOSS	0.	0.	0.	0.	1,343.



(A) DESCRIPTION OF PROPERTY	(B) GROSS SALES PRICE	(C) COST OR OTHER BASIS	(D) EXPENSE OF SALE	MANNER ACQUIRED	DATE ACQUIRED	(F) GAIN OR LOSS
MONTAUK TRIGUARD FUND V LP	0.	0.	0.	PURCHASED		853.

(A) DESCRIPTION OF PROPERTY	(B) GROSS SALES PRICE	(C) COST OR OTHER BASIS	(D) EXPENSE OF SALE	MANNER ACQUIRED	DATE ACQUIRED	(F) GAIN OR LOSS
MONTAUK TRIGUARD FUND V LP	0.	0.	0.	PURCHASED		16,896.

(A) DESCRIPTION OF PROPERTY	(B) GROSS SALES PRICE	(C) COST OR OTHER BASIS	(D) EXPENSE OF SALE	MANNER ACQUIRED	DATE ACQUIRED	(F) GAIN OR LOSS
MONTAUK TRIGUARD FUND V LP - 1231 GAIN/LOSS	0.	0.	0.	PURCHASED		505.

(A) DESCRIPTION OF PROPERTY	(B) GROSS SALES PRICE	(C) COST OR OTHER BASIS	(D) EXPENSE OF SALE	MANNER ACQUIRED	DATE ACQUIRED	(F) GAIN OR LOSS
MONTAUK TRIGUARD FUND V LP - 1256 GAIN/LOSS	0.	0.	0.	PURCHASED		145.

(A) DESCRIPTION OF PROPERTY	(B) GROSS SALES PRICE	(C) COST OR OTHER BASIS	(D) EXPENSE OF SALE	(E) DEPREC.	(F) GAIN OR LOSS
MONTAUK TRIGUARD FUND VI LP	0.	0.	0.	0.	5,166.

(A) DESCRIPTION OF PROPERTY	(B) GROSS SALES PRICE	(C) COST OR OTHER BASIS	(D) EXPENSE OF SALE	(E) DEPREC.	(F) GAIN OR LOSS
MONTAUK TRIGUARD FUND VI LP	0.	0.	0.	0.	13,063.

(A) DESCRIPTION OF PROPERTY	(B) GROSS SALES PRICE	(C) COST OR OTHER BASIS	(D) EXPENSE OF SALE	(E) DEPREC.	(F) GAIN OR LOSS
MONTAUK TRIGUARD FUND VI LP - 1231 GAIN/LOSS	0.	0.	0.	0.	524.

(A) DESCRIPTION OF PROPERTY	(B) GROSS SALES PRICE	(C) COST OR OTHER BASIS	(D) EXPENSE OF SALE	(E) DEPREC.	(F) GAIN OR LOSS
MONTAUK TRIGUARD FUND VI LP - 1256 GAIN/LOSS	0.	0.	0.	0.	1,559.

CAPITAL GAINS DIVIDENDS FROM PART IV					375,267.
TOTAL TO FORM 990-PF, PART I, LINE 6A					867,975.

FORM 990-PF	DIVIDENDS AND INTEREST FROM SECURITIES			STATEMENT	2
SOURCE	GROSS AMOUNT	CAPITAL GAINS DIVIDENDS	(A) REVENUE PER BOOKS	(B) NET INVESTMENT INCOME	(C) ADJUSTED NET INCOME
AG REALTY FUND LP - DIVIDENDS	1.	0.	1.	1.	
AG REALTY FUND LP - INTEREST	4,137.	0.	4,137.	4,137.	
AG SUPER FUND LP - DIVIDENDS	29,494.	0.	29,494.	29,494.	
AG SUPER FUND LP - INTEREST	34,556.	0.	34,556.	34,556.	
CRESCENT CAPITAL HIGH INCOME FUND - DIVIDENDS	17.	0.	17.	17.	
CRESCENT CAPITAL HIGH INCOME FUND - INTEREST	86,708.	0.	86,708.	86,708.	
FRONTIER MID CAP GROWTH FUND LP - DIVIDENDS	9,814.	0.	9,814.	9,814.	
FRONTIER MID CAP GROWTH FUND LP - INTEREST	4.	0.	4.	4.	
MONTAUK TRIGUARD FUND IV - DIVIDENDS	2,822.	0.	2,822.	2,822.	
MONTAUK TRIGUARD FUND IV - INTEREST	2,786.	0.	2,786.	2,786.	
MONTAUK TRIGUARD FUND V - DIVIDENDS	891.	0.	891.	891.	
MONTAUK TRIGUARD FUND V - INTEREST	2,996.	0.	2,996.	2,996.	
MONTAUK TRIGUARD FUND VI - DIVIDENDS	1,329.	0.	1,329.	1,329.	
MONTAUK TRIGUARD FUND VI - INTEREST	4,482.	0.	4,482.	4,482.	
UNION BANK - CAPITAL GAIN DIVIDENDS	375,267.	375,267.	0.	0.	
UNION BANK - DIVIDENDS	45,863.	0.	45,863.	45,863.	
UNION BANK - INTEREST	480.	0.	480.	480.	
UNION BANK - MUTUAL FUND DIVIDENDS	438,924.	0.	438,924.	438,924.	
TO PART I, LINE 4	1,040,571.	375,267.	665,304.	665,304.	

FORM 990-PF	OTHER INCOME		STATEMENT	3
DESCRIPTION	(A) REVENUE PER BOOKS	(B) NET INVEST- MENT INCOME	(C) ADJUSTED NET INCOME	
AG SUPER FUND LP - OTHER INCOME	-10,386.	-10,386.		
AG SUPER FUND LP - ROYALTY INCOME	6.	6.		
MONTAUK TRIGUARD FUND IV - OTHER INCOME	-6,277.	-6,277.		
MONTAUK TRIGUARD FUND IV - ROYALTY INCOME	488.	488.		
AG REALTY FUND LP - OTHER INCOME	-4,485.	-4,485.		
MONTAUK TRIGUARD FUND V - OTHER INCOME	1,068.	1,068.		
MONTAUK TRIGUARD FUND V - ROYALTY INCOME	25.	25.		
MONTAUK TRIGUARD FUND VI - OTHER INCOME	-8,335.	-8,335.		
MONTAUK TRIGUARD FUND VI - ROYALTY INCOME	13.	13.		
CRESCENT CAPITAL HIGH INCOME FUND - OTHER INCOME	957.	957.		
WHITE OAK RESOURCES PARTNERSHIP BOOK INCOME ADJ - NOT TAXABLE	236.	236.		
	-417,566.	0.		
<b>TOTAL TO FORM 990-PF, PART I, LINE 11</b>	<b>-444,256.</b>	<b>-26,690.</b>		

FORM 990-PF	ACCOUNTING FEES			STATEMENT	4
DESCRIPTION	(A) EXPENSES PER BOOKS	(B) NET INVEST- MENT INCOME	(C) ADJUSTED NET INCOME	(D) CHARITABLE PURPOSES	
ACCOUNTING AND AUDIT	50,447.	5,045.		45,402.	
TO FORM 990-PF, PG 1, LN 16B	50,447.	5,045.		45,402.	

FORM 990-PF	OTHER PROFESSIONAL FEES			STATEMENT 5
DESCRIPTION	(A) EXPENSES PER BOOKS	(B) NET INVEST- MENT INCOME	(C) ADJUSTED NET INCOME	(D) CHARITABLE PURPOSES
ADVISORY AND INVESTMENT CUSTODIAN FEES	104,892.	104,892.		0.
TECHNOLOGY SERVICES	14,652.	14,652.		0.
LEGAL FEES	1,925.	0.		1,925.
FROM K-1 FRONTIER MID CAP GROWTH FUND LP	164.	164.		0.
FROM K-1 MONTAUK TRIGUARD FUND IV	0.	12,569.		0.
FROM K-1 AG SUPER FUND LP	0.	9,656.		0.
FROM K-1 AG REALTY FUND LP	0.	30,223.		0.
FROM K-1 MONTAUK TRIGUARD FUND V	0.	5,062.		0.
FROM K-1 MONTAUK TRIGUARD FUND VI	0.	8,448.		0.
FROM K-1 CRESCENT CAPITAL HIGH INCOME FUND	0.	7,735.		0.
TO FORM 990-PF, PG 1, LN 16C	0.	11,365.		0.
	121,633.	204,766.		1,925.

FORM 990-PF	TAXES			STATEMENT 6
DESCRIPTION	(A) EXPENSES PER BOOKS	(B) NET INVEST- MENT INCOME	(C) ADJUSTED NET INCOME	(D) CHARITABLE PURPOSES
FEDERAL TAXES	22,894.	0.		0.
FILING FEES	181.	0.		181.
FOREIGN TAXES	464.	1,420.		0.
STATE FRANCHISE TAX	1,044.	0.		0.
TO FORM 990-PF, PG 1, LN 18	24,583.	1,420.		181.

FORM 990-PF	OTHER EXPENSES			STATEMENT 7
DESCRIPTION	(A) EXPENSES PER BOOKS	(B) NET INVEST- MENT INCOME	(C) ADJUSTED NET INCOME	(D) CHARITABLE PURPOSES
INSURANCE	4,510.	0.		4,510.
MEMBERSHIPS	6,500.	0.		6,500.
POSTAGE AND DELIVERY	758.	0.		758.
OFFICE SUPPLIES	107.	0.		107.
FILE STORAGE	2,308.	0.		2,308.
TELEPHONE	1,156.	0.		1,156.
ROYALTY DEDUCTIONS - MONTAUK TRIGUARD FUND IV	0.	836.		0.
ROYALTY DEDUCTIONS - MONTAUK TRIGUARD FUND V	0.	443.		0.
ROYALTY DEDUCTIONS - MONTAUK TRIGUARD FUND VI	0.	331.		0.
TO FORM 990-PF, PG 1, LN 23	15,339.	1,610.		15,339.

## FOOTNOTES

STATEMENT 8

PART VII-B, QUESTION 1(A)(4).

## COMPENSATION PAID TO A DISQUALIFIED PERSON

THE FOUNDATION ENTERED INTO AN AGREEMENT WITH THE CHIEF ADMINISTRATIVE OFFICER TO PROVIDE ADMINISTRATIVE SERVICES AS AN INDEPENDENT CONTRACTOR DIRECTLY TO THE FOUNDATION FOR A FEE OF \$86,400 PER YEAR. THE AGREED UPON FEE FOR THESE SERVICES HAS BEEN EVALUATED AND DETERMINED TO BE REASONABLE BY THE BOARD. THIS IS AN EXCEPTED ACT OF SELF-DEALING UNDER IRC SECTION 4941(D)(2)(E).

---



---

**FORM 990-PF DEPRECIATION OF ASSETS NOT HELD FOR INVESTMENT STATEMENT 9**


---

DESCRIPTION	COST OR OTHER BASIS	ACCUMULATED DEPRECIATION	BOOK VALUE	FAIR MARKET VALUE
COMPUTER EQUIPMENT	7,247.	7,247.	0.	0.
COMPUTER EQUIPMENT	846.	634.	212.	212.
COMPUTER EQUIPMENT	816.	448.	368.	368.
TO 990-PF, PART II, LN 14	8,909.	8,329.	580.	580.

---



---

**FORM 990-PF OTHER INVESTMENTS STATEMENT 10**


---

DESCRIPTION	VALUATION METHOD	BOOK VALUE	FAIR MARKET VALUE
MUTUAL FUNDS	FMV	26,318,161.	27,746,631.
INVESTMENT IN PARTNERSHIPS	FMV	3,777,236.	5,384,105.
COMMON STOCK	FMV	2,418,763.	3,523,248.
ALTERNATIVE INVESTMENTS	FMV	3,240,063.	3,104,853.
TOTAL TO FORM 990-PF, PART II, LINE 13		35,754,223.	39,758,837.

---



---

**FORM 990-PF OTHER ASSETS STATEMENT 11**


---

DESCRIPTION	BEGINNING OF YR BOOK VALUE	END OF YEAR BOOK VALUE	FAIR MARKET VALUE
TAX REFUND RECEIVABLE	2,272.	0.	0.
ACCRUED INTEREST AND DIVIDENDS	3,885.	1,937.	1,937.
PREPAID INSURANCE	1,808.	1,930.	1,930.
RECEIVABLE FROM KITCHENS FOR GOOD	0.	36,000.	36,000.
TO FORM 990-PF, PART II, LINE 15	7,965.	39,867.	39,867.

FORM 990-PF PART VIII - LIST OF OFFICERS, DIRECTORS STATEMENT 12  
 TRUSTEES AND FOUNDATION MANAGERS

NAME AND ADDRESS	TITLE AND AVRG HRS/WK	COMPEN- SATION	EMPLOYEE BEN PLAN CONTRIB	EXPENSE ACCOUNT
JUDY MCDONALD 2604-B EL CAMINO REAL, SUITE 244 CARLSBAD, CA 92008	PRESIDENT 0.50	0.	0.	0.
WILLIAM E. BEAMER 2604-B EL CAMINO REAL, SUITE 244 CARLSBAD, CA 92008	DIRECTOR EMERITUS 0.25	0.	0.	0.
WILLIAM G. BEAMER 2604-B EL CAMINO REAL, SUITE 244 CARLSBAD, CA 92008	DIRECTOR 0.25	0.	0.	0.
ANNE DAVIES 2604-B EL CAMINO REAL, SUITE 244 CARLSBAD, CA 92008	SECRETARY 0.25	0.	0.	0.
MARY HERRON 2604-B EL CAMINO REAL, SUITE 244 CARLSBAD, CA 92008	DIRECTOR EMERITUS 0.25	0.	0.	0.
DORI KAUFMAN 2604-B EL CAMINO REAL, SUITE 244 CARLSBAD, CA 92008	DIRECTOR 0.25	0.	0.	0.
ROBBIN C. POWELL 2604-B EL CAMINO REAL, SUITE 244 CARLSBAD, CA 92008	CHIEF ADMINISTRATIVE OFFIC 25.00	88,900.	0.	0.
MARK TROTTER 2604-B EL CAMINO REAL, SUITE 244 CARLSBAD, CA 92008	DIRECTOR EMERITUS 0.25	0.	0.	0.
V. DEWITT SHUCK 2604-B EL CAMINO REAL, SUITE 244 CARLSBAD, CA 92008	DIRECTOR EMERITUS 0.25	0.	0.	0.
GORDON SWANSON 2604-B EL CAMINO REAL, SUITE 244 CARLSBAD, CA 92008	VICE PRESIDENT 0.25	0.	0.	0.
PAUL MOSHER 2604-B EL CAMINO REAL, SUITE 244 CARLSBAD, CA 92008	DIRECTOR EMERITUS 0.25	0.	0.	0.



THE PARKER FOUNDATION

51-0141231

RAYMOND ELLIS 2604-B EL CAMINO REAL, SUITE 244 CARLSBAD, CA 92008	TREASURER 0.25	0.	0.	0.
ERNEST BORUNDA 2604-B EL CAMINO REAL, SUITE 244 CARLSBAD, CA 92008	DIRECTOR 0.25	0.	0.	0.
VICKI REED 2604-B EL CAMINO REAL, SUITE 244 CARLSBAD, CA 92008	DIRECTOR 0.25	0.	0.	0.
TOTALS INCLUDED ON 990-PF, PAGE 6, PART VIII		<u>88,900.</u>	<u>0.</u>	<u>0.</u>

COPY

FORM 990-PF

GRANT APPLICATION SUBMISSION INFORMATION  
PART XV, LINES 2A THROUGH 2D

STATEMENT 13

NAME AND ADDRESS OF PERSON TO WHOM APPLICATIONS SHOULD BE SUBMITTED


ROBBIN C. POWELL, CHIEF ADMINISTRATIVE OFFICER, PARKER FOUNDATION  
2604-B EL CAMINO REAL, SUITE 244  
CARLSBAD, CA 92008

TELEPHONE NUMBER

(760)720-0630

FORM AND CONTENT OF APPLICATIONS

VERIFICATION OF EXEMPT STATUS; SPECIFIC PURPOSE AND RELEVANT PROJECT  
DETAIL; BUDGET OF ORGANIZATION AND PROJECT; METHOD OF MEASURING RESULTS OF  
PROJECT; REPORTS ON OUTCOMES AND RESULTS WILL BE REQUIRED SIX MONTHS AFTER  
GRANT RECEIPT. SEE WWW.THEPARKERFOUNDATION.ORG FOR MORE DETAILS.



ANY SUBMISSION DEADLINES

NONE

RESTRICTIONS AND LIMITATIONS ON AWARDS

FUNDS ARE LIMITED TO PROJECTS BENEFITTING SAN DIEGO COUNTY.

FORM 990-T

OTHER INCOME

STATEMENT 14

DESCRIPTIONAMOUNT

MONTAUK TRIGUARD FUND IV, LP	-6,898.
MONTAUK TRIGUARD FUND V, LP	-10,371.
MONTAUK TRIGUARD FUND VI, LP	-5,013.
AG REALTY FUND VIII, LP	75,448.
AG SUPER FUND, LP	122.
TOTAL TO FORM 990-T, PAGE 1, LINE 12	53,288.

COPY

2015 DEPRECIATION AND AMORTIZATION REPORT

FORM 990-PF PAGE 1

990-PF

Asset No.	Description	Date Acquired	Method	Life	Line No.	Unadjusted Cost Or Basis	Bus % Excl	* Reduction In Basis	Basis For Depreciation	Accumulated Depreciation	Current Sec 179	Current Year Deduction
11	COMPUTER EQUIPMENT	082511	SL	5.00	16	7,247.			7,247.	5,917.		1,330.
22	COMPUTER EQUIPMENT	010113	SL	5.00	16	846.			846.	465.		169.
33	COMPUTER EQUIPMENT	010114	SL	5.00	16	816.			816.	285.		163.
	* TOTAL 990-PF PG 1 DEPR					8,909.		0.	8,909.	6,667.	0.	1,662.

COPY